stainless steel __pipes __valves __flanges __fittings __couplings

Butt welding fittings

Bends I T-pieces I Reducers I Caps

stainless steel

Bends	4-9
Branch bends	10
T-bends	11
T- and Y-pieces	12-19
Y-bends	15
Branch saddles	18
Reducers	20-25
Torispherical heads	26-27
Bend with straight ends	28
Reducers orbital	29
T-pieces orbital	30

Lates news

Technical brochure for butt welding fittings

Refer to the stock levels on our website

Your will find the current stock levels for all of the products in this brochure on our website, you also being able to download datasheets from here as a PDF document.

heco gmbh is a producer an reseller of stainless steel fi ttings and valves.

Our products are used in machine and plant manufacturing, as well as in the chemical and food industries. With multiple locations across Europe, we are close to you no matter where you are on the continent.

Remchingen - Berlin - Bielefeld - Frankfurt - Nuremberg - Warsaw - Brno

stainless steel

Bends
Type 3D



Short name	Description
BO.	90°, welded, EN 10253
45.	45°, welded, EN 10253
NB.	90°, seamless, EN 10253-4
NB45	45°, seamless, EN 10253-4

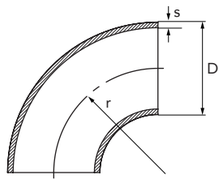

DN	D	s	r	1.4307	1.4541	1.4404	1.4571
	12,0	1,5	26,0	– ▽	– ▽	– ▽	– ▼
	13,5	1,6	20,0	○ –	○ –	○ –	○ –
	13,5	2,3	20,0	– ▽	– ▽	– ▽	– ▽
	14,0	1,0	20,0	– ▽	– ▽	– ▽	– ▼
	15,0	1,5	27,5	○ ▽	● ▽	○ ▽	● ▽
	15,0	2,0	27,5	○ ▽	○ ▽	○ ▽	○ ▽
10	17,2	1,6	27,5	○ –	● –	○ –	● –
	17,2	2,3	27,5	– ▽	– ▼	– ▽	– ▽
15	18,0	1,5	22,5	● –	○ –	○ –	● –
	18,0	2,0	22,5	○ –	○ –	○ –	● –
	20,0	1,5	25,0	● –	○ –	○ –	● –
	20,0	2,0	25,0	● –	○ –	● –	● –
	21,3	1,6	28,0	● –	○ –	○ –	● –
	21,3	2,0	28,0	● ▼	● ▽	● ▽	● ▼
	21,3	2,6	28,0	● ▽	○ ▼	○ ▽	● ▼
	21,3	3,2	28,0	– ▽	– ▽	– ▽	– ▼
20	23,0	1,5	25,0	○ –	○ –	● –	● –
	25,0	1,5	27,5	● –	○ –	○ –	● –
	25,0	2,0	27,5	○ –	● –	○ –	● –
	26,9	1,6	29,0	● –	○ –	○ –	● –
	26,9	2,0	29,0	● ▽	● ▼	● ▽	● ▼
	26,9	2,6	29,0	● ▽	● ▼	● ▽	● ▽
	26,9	3,2	29,0	– ▽	– ▼	– ▽	– ▼
25	28,0	1,5	32,5	● –	○ –	○ –	● –
	28,0	2,0	32,5	○ –	● –	○ –	● –
	30,0	1,5	33,5	● –	○ –	○ –	○ –
	30,0	2,0	33,5	● –	○ –	○ –	● –
	30,0	3,0	33,5	– ▽	– ▽	– ▽	– ▽
	32,0	2,0	35,0	● –	○ –	○ –	○ –
	33,7	1,6	38,0	● –	○ –	○ –	● –
	33,7	2,0	38,0	● ▽	● ▼	● ▽	● ▼
	33,7	2,6	38,0	○ ▽	● ▼	○ ▽	● ▼
	33,7	3,2	38,0	● ▽	○ ▼	○ ▽	● ▼
	33,7	3,6	38,0	– ▽	– ▼	– ▽	– ▼
32	35,0	1,5	45,0	● –	○ –	○ –	● –
	35,0	2,0	45,0	● –	○ –	○ –	● –
	38,0	1,5	45,0	● –	○ –	○ –	○ –
	38,0	2,0	45,0	● –	○ –	○ –	● –
	38,0	2,6	45,0	○ –	○ –	○ –	○ –
	38,0	3,0	45,0	– ▽	– ▽	– ▽	– ▽
	40,0	1,5	45,0	● –	○ –	○ –	○ –
	40,0	2,0	45,0	● –	○ –	○ –	● –
	42,4	1,6	48,0	● –	○ –	○ –	● –
	42,4	2,0	48,0	● ▽	● ▼	● ▽	● ▼
	42,4	2,6	48,0	○ ▽	● ▼	○ ▽	● ▼
	42,4	3,2	48,0	● ▽	○ ▼	○ ▽	● ▼
	42,4	3,6	48,0	– ▽	– ▼	– ▽	– ▼
	42,4	4,0	57,0	– ▽	– ▽	– ▽	– ▽
40	43,0	1,5	47,5	● –	○ –	○ –	● –
	44,5	2,0	51,0	● –	○ –	○ –	● –
	44,5	2,6	51,0	– ▽	– ▽	– ▽	– ▽
	48,3	1,6	57,0	● –	○ –	○ –	○ –
	48,3	2,0	57,0	● ▽	● ▼	● ▽	● ▼
	48,3	2,6	57,0	○ ▽	● ▼	● ▽	● ▼
	48,3	3,2	57,0	● ▽	○ ▼	○ ▽	● ▼
	48,3	3,6	57,0	– ▽	– ▼	– ▽	– ▼
	48,3	4,0	57,0	– ▽	– ▽	– ▽	– ▼
	48,3	5,0	57,0	– ▽	– ▽	– ▽	– ▼
50	50,0	2,0	71,0	● –	○ –	○ –	○ –
	51,0	1,5	67,5	● –	○ –	○ –	○ –
	51,0	2,0	67,5	● –	○ –	○ –	● –
	51,0	2,6	67,5	○ ▽	○ ▽	○ ▽	○ ▽
	51,0	4,0	67,5	– ▽	– ▽	– ▽	– ▽
	53,0	1,5	72,5	● –	○ –	○ –	● –
	54,0	2,0	70,0	● –	○ –	○ –	● –
	57,0	2,0	75,0	● –	○ –	○ –	● –
	57,0	3,0	75,0	○ ▽	○ ▽	○ ▽	○ ▽
	57,0	4,0	75,0	– ▽	– ▽	– ▽	– ▽
	60,3	1,6	76,0	● –	● –	● –	● –
	60,3	2,0	76,0	● ▽	● ▼	● ▽	● ▼
	60,3	2,6	76,0	○ ▽	● ▽	● ▽	● ▽
	60,3	2,9	76,0	○ ▽	● ▼	○ ▽	● ▼
	60,3	3,6	76,0	● ▽	○ ▼	○ ▽	● ▽
	60,3	4,0	76,0	– ▽	– ▼	– ▽	– ▼
	60,3	5,6	76,0	– ▽	– ▽	– ▽	– ▽
	63,5	1,6	82,5	● –	○ –	● –	○ –
	63,5	2,0	82,5	○ –	○ –	○ –	○ –
	69,0	2,0	92,0	○ –	○ –	○ –	○ –
65	70,0	2,0	92,0	● –	○ –	● –	● –
	73,0	1,5	95,0	● –	○ –	○ –	○ –
	76,1	1,6	95,0	● –	○ –	○ –	○ –
	76,1	2,0	95,0	● ▽	● ▽	● ▽	● ▽
	76,1	2,3	95,0	○ ▽	○ ▽	○ ▽	○ ▽
	76,1	2,6	95,0	● ▽	○ ▽	○ ▽	● ▽
	76,1	2,9	95,0	○ ▽	● ▼	○ ▽	● ▼
	76,1	3,6	95,0	● ▽	○ ▼	○ ▽	● ▽
	76,1	4,0	95,0	– ▽	– ▽	– ▽	– ▼
	76,1	5,0	95,0	– ▽	– ▽	– ▽	– ▼
80	80,0	2,0	120,0	● –	– –	○ –	○ –
	84,0	2,0	105,0	● –	○ –	○ –	● –
	88,9	2,0	114,0	● –	● –	● –	● –
	88,9	2,6	114,0	● ▽	○ ▼	● ▽	● ▼
	88,9	2,9/3,0	114,0	○ ▽	○ ▽	○ ▽	● ▽
	88,9	3,2	114,0	○ ▽	● ▼	○ ▽	● ▼
	88,9	4,0	114,0	○ ▽	○ ▼	○ ▽	○ ▼
	88,9	5,6	114,0	– ▽	○ ▼	– ▽	○ ▼
100	101,6	2,0	133,5	● ▽	○ ▽	● ▽	○ ▽
	101,6	3,0	133,5	○ –	○ –	○ –	○ –
	101,6	4,0	133,5	– ▽	– ▽	– ▽	– ▽
	104,0	2,0	150,0	● –	○ –	● –	● –
	108,0	2,0	142,5	○ –	● –	○ –	● –
	108,0	3,0	142,5	○ ▽	● ▽	○ ▽	● ▽
	108,0	4,0	142,5	○ ▽	○ ▽	○ ▽	● ▽
	114,3	2,0	152,0	● –	● –	● –	● –
	114,3	2,6	152,0	○ ▽	● ▼	○ ▽	● ▼
	114,3	2,9/3,0	152,0	○ ▽	○ ▽	○ ▽	● ▽
	114,3	3,6	152,0	○ ▽	● ▼	○ ▽	● ▼
	114,3	4,0	152,0	– ▽	– ▽	– ▽	– ▽
	114,3	4,5	152,0	– ▽	– ▼	– ▽	– ▼
	114,3	6,3	152,0	– ▽	– ▼	– ▽	– ▼
125	129,0	2,0	187,5	● –	○ –	○ –	● –
	133,0	3,0	181,0	○ –	● –	○ –	● –
	139,7	2,0	190,0	● –	● –	● –	● –
	139,7	2,6	190,0	● –	○ –	○ –	● –
	139,7	2,9/3,0	190,0	● ▽	○ ▽	○ ▽	● ▽
	139,7	4,0	190,0	○ ▽	○ ▼	○ ▽	● ▼
150	154,0	2,0	225,0	● –	○ –	● –	● –
	156,0	3,0	225,0	○ –	○ –	○ –	○ –
	159,0	3,0	216,0	○ –	● –	○ –	● –
	159,0	4,0	216,0	○ ▽	○ ▽	○ ▽	○ ▽
	168,3	2,0	229,0	● –	● –	● –	● –
	168,3	2,5/2,6	229,0	● –	○ –	○ –	● –
	168,3	2,9/3,0	229,0	● –	○ –	○ –	● –
	168,3	4,0	229,0	● ▽	○ ▽	○ ▽	● ▽
	168,3	4,5	229,0	– ▽	– ▼	– ▽	– ▼
200	204,0	2,0	300,0	● –	○ –	● –	● –
	205,0	2,5	300,0	○ –	○ –	○ –	○ –
	206,0	3,0	300,0	○ –	○ –	○ –	○ –
	219,1	2,0	305,0	● –	● –	○ –	● –
	219,1	2,5/2,6	305,0	● –	○ –	● –	● –
	219,1	3,0	305,0	● –	○ –	● –	● –
	219,1	4,0	305,0	● ▽	○ ▽	○ ▽	● ▽
	219,1	6,3	305,0	– ▽	– ▼	– ▽	– ▼
250	254,0	2,0	375,0	● –	○ –	● –	● –
	255,0	2,5	375,0	○ –	○ –	○ –	○ –
	256,0	3,0	375,0	○ –	○ –	○ –	○ –
	273,0	3,0	381,0	● –	● –	● –	● –
	273,0	4,0	381,0	○ –	○ –	○ –	● –
300	304,0	2,0	450,0	● –	○ –	○ –	○ –
	306,0	3,0	450,0	● –	○ –	● –	○ –
	323,9	3,0	450,0	● –	● –	○ –	● –
	323,9	4,0	450,0	○ –	○ –	○ –	● –

● welded – on stock ○ welded – on request ▼ seamless – on stock ▽ seamless – on request

Overview radii

Type 2D / r ≈ 1,0 x D

Type 3D / r ≈ 1,5 x D

Type 5D / r ≈ 2,5 x D

Special radii on request

● welded – on stock ○ welded – on request ▼ seamless – on stock ▽ seamless – on request

Bends
Type 3D

Short name	Description
BO.2	90°, > DN 400 two welded half shells matt pickled EN 10253-3

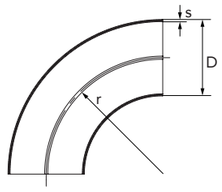

DN	D	s	r	1.4307	1.4541	1.4404	1.4571
350	355,6	3,0	534,0	○	●	○	●
	355,6	4,0	534,0	○	○	○	○
	355,6	5,0	534,0	○	○	○	○
	355,6	6,0	534,0	○	○	○	○
400	406,4	3,0	610,0	●	○	○	●
	406,4	4,0	610,0	○	○	○	●
	406,4	5,0	610,0	○	○	○	○
	406,4	6,0	610,0	○	○	○	○
450	456,0	3,0	675,0	○	○	○	○
	457,2	3,0	686,0	○	○	○	○
	457,2	4,0	686,0	○	○	○	○
	457,2	5,0	686,0	○	○	○	○
	457,2	6,0	686,0	○	○	○	○
500	506,0	3,0	750,0	○	○	○	○
	508,0	4,0	762,0	○	○	○	○
	508,0	5,0	762,0	○	○	○	○
	508,0	6,0	762,0	○	○	○	○
600	606,0	3,0	900,0	○	○	○	○
	608,0	4,0	912,0	○	○	○	○
	610,0	3,0	914,0	○	○	○	○
	610,0	4,0	914,0	○	○	○	○
	610,0	5,0	914,0	○	○	○	○
	610,0	6,0	914,0	○	○	○	○
700	711,0	4,0	1067,0	○	○	○	○
	711,0	5,0	1067,0	○	○	○	○
	711,0	6,0	1067,0	○	○	○	○
800	813,0	4,0	1219,0	○	○	○	○
	813,0	5,0	1219,0	○	○	○	○
	813,0	6,0	1219,0	○	○	○	○

Bends
Radius = D + 100

Short name	Description
B1.	90°, r = D + 100 welded EN 10253-3

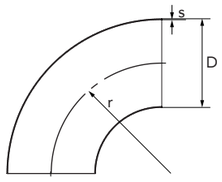

DN	D	s	r	1.4307	1.4541	1.4404	1.4571
350	355,0	2,5	450,0	○	○	○	○
	356,0	3,0	450,0	○	○	●	●
	358,0	4,0	450,0	○	○	○	○
	360,0	5,0	450,0	○	○	○	○
400	406,0	3,0	500,0	●	○	○	●
	408,0	4,0	500,0	○	○	●	○
	410,0	5,0	500,0	○	○	○	○
	412,0	6,0	500,0	○	○	○	○
450	456,0	3,0	550,0	○	○	●	○
	458,0	4,0	550,0	○	○	○	○
	460,0	5,0	550,0	○	○	○	○
	462,0	6,0	550,0	○	○	○	○
500	506,0	3,0	600,0	○	○	○	○
	508,0	4,0	600,0	●	○	○	●
	510,0	5,0	600,0	○	○	○	○
	512,0	6,0	600,0	○	○	○	○
600	606,0	3,0	700,0	○	○	○	○
	608,0	4,0	700,0	○	○	○	●
	610,0	5,0	700,0	○	○	○	○
	612,0	6,0	700,0	○	○	○	○
700	708,0	4,0	800,0	○	○	○	○
	710,0	5,0	800,0	○	○	○	○
	712,0	6,0	800,0	○	○	○	○
800	808,0	4,0	900,0	○	○	○	○
	810,0	5,0	900,0	○	○	○	○
	812,0	6,0	900,0	○	○	○	○
900	908,0	4,0	1000,0	○	○	○	○
	910,0	5,0	1000,0	○	○	○	○
	912,0	6,0	1000,0	○	○	○	○

● welded – on stock ○ welded – on request



stainless steel

Bends, 180°
Type 3D

Short name	Description
1B.	180°, welded EN 10253-4
NB1B	180°, seamless EN 10253-4

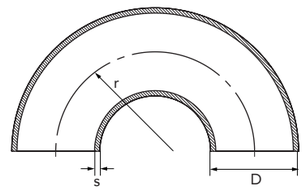

DN	D	s	r	1.4307	1.4541	1.4404	1.4571
15	20,0	1,5	25,0	○ –	○ –	– –	○ –
	20,0	2,0	25,0	– –	– –	– –	○ –
	21,3	1,6	26,0	– –	○ –	○ –	○ –
	21,3	2,0	26,0	– –	○ –	○ –	○ ▽
20	25,0	2,0	28,0	– –	○ –	○ –	○ –
	26,9	2,0	29,0	– –	● –	– –	● ▽
	26,9	2,6	29,0	– –	○ –	○ –	– ▽
25	33,7	2,0	38,0	○ –	○ –	○ –	● –
	33,7	2,6	38,0	– –	○ ▽	○ –	○ ▽
	33,7	3,2	38,0	– ▽	○ –	○ –	○ –
32	38,0	2,0	45,0	– –	– –	○ –	– –
	38,0	3,0	45,0	– –	– ▽	– –	– ▽
	42,4	2,0	48,0	○ –	○ ▽	– –	● –
	42,4	2,6	48,0	– –	○ –	– –	● –
40	44,5	2,0	51,0	– –	– –	○ –	○ –
	48,3	2,0	57,0	○ –	○ –	○ –	○ –
	48,3	2,6	57,0	– –	● ▽	– –	○ ▽
50	54,0	2,0	70,0	– –	○ –	– –	– –
	60,3	2,0	76,0	– –	○ –	– –	○ ▽
	60,3	2,6	76,0	○ –	○ –	– –	● –
	60,3	2,9	76,0	– –	– ▽	– –	– ▽

Bends, grinded
Type 3D

Short name	Description
BG.	90°, grinded, grain 240 welded Type 3D

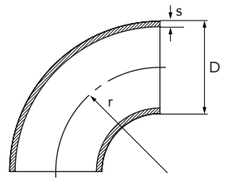

DN	D	s	r	1.4307	1.4571
15	21,3	2,0	28,0	○	○
20	26,9	2,0	29,0	●	○
25	33,7	2,0	38,0	●	○
	33,7	2,6	38,0	○	○
32	42,4	2,0	47,5	●	○
40	44,5	2,0	51,0	○	○
	44,5	2,6	51,0	○	○
	48,3	2,0	57,0	●	○
	48,3	2,6	57,0	○	○
50	60,3	2,0	76,0	●	○
	60,3	2,6	76,0	○	○
	60,3	2,9	76,0	○	○
65	76,1	2,0	95,0	●	○
	76,1	2,6	95,0	○	○
	76,1	2,9	95,0	○	○
80	88,9	2,0	114,0	○	○
	88,9	2,6	114,0	○	○
	88,9	3,2	114,0	○	○
100	101,6	2,0	133,5	○	○
	104,0	2,0	150,0	○	○
	114,3	3,0	152,5	○	○



● welded – on stock ○ welded – on request ▼ seamless – on stock ▽ seamless – on request

Bends
Type 2D

Short name	Description
B2.	90°, welded, r = 1,0 x D EN 10253-4
NBB2	90°, seamless, r = 1,0 x D EN 10253-4

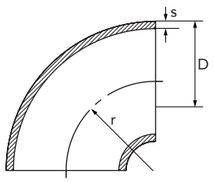

DN	D	s	r	1.4307	1.4541	1.4404	1.4571
15	21,3	2,0	17,5	○ –	● ▽	○ –	● ▽
	21,3	2,6	17,5	○ –	○ ▼	○ –	○ ▼
	21,3	3,2	17,5	– –	– ▽	– –	– ▽
20	26,9	2,0	25,0	○ –	● ▽	○ –	● ▽
	26,9	2,3	25,0	– ▽	– ▽	– –	– ▽
	26,9	2,6	25,0	○ –	○ ▼	○ –	○ ▼
	26,9	3,2	25,0	– –	– ▽	– –	– ▽
25	33,7	2,0	25,0	○ –	● ▽	○ –	● ▽
	33,7	2,6	25,0	○ –	● ▽	○ –	● ▽
	33,7	3,6	25,0	– –	– ▽	– –	– ▽
32	42,4	2,0	32,0	○ –	● ▽	○ –	● ▽
	42,4	2,6	32,0	○ –	○ ▽	○ –	○ ▼
40	48,3	2,0	38,0	○ –	● ▽	○ –	● ▽
	48,3	2,6	38,0	○ –	○ ▼	○ –	○ ▼
	48,3	3,2	38,0	○ –	○ ▽	○ –	○ ▽
	48,3	3,6	38,0	– –	○ ▽	– –	○ ▽
50	60,3	2,0	51,0	○ –	● ▽	○ –	● ▽
	60,3	2,6	51,0	○ –	○ ▽	○ –	○ ▽
	60,3	2,9	51,0	– –	– ▼	– –	– ▼
	60,3	3,0	51,0	– –	● –	– –	● –
	60,3	3,6	51,0	– –	– ▽	– –	– ▽
	60,3	4,0	51,0	– –	– ▽	– –	– ▽
	60,3	5,6	51,0	– –	– ▽	– –	– ▽
65	76,1	2,0	63,0	○ ▽	● ▽	○ ▽	● ▽
	76,1	2,6	63,0	○ –	○ ▽	○ –	○ ▽
	76,1	2,9	63,0	○ –	● ▼	○ –	● ▼
	76,1	3,6	63,0	– –	– ▽	– –	– ▽
	76,1	4,5	63,0	– –	– ▽	– –	– ▽
	76,1	5,0	63,0	– –	– ▽	– –	– ▽
80	85,0	2,0	90,0	○ –	– –	○ –	– –
	88,9	2,0	76,0	○ –	● –	○ –	● –
	88,9	2,6	76,0	○ –	○ –	○ –	○ –
	88,9	3,2	76,0	○ –	○ ▼	○ –	○ ▼
	88,9	5,6	76,0	– –	– ▽	– –	– ▽
100	104,0	2,0	100,0	● –	– –	● –	– –
	108,0	2,0	100,0	○ –	○ –	○ –	○ –
	108,0	3,0	100,0	○ –	○ ▽	○ –	○ ▽
	108,0	4,0	100,0	– –	– ▽	– –	– ▽
	114,3	2,0	102,0	○ –	● –	○ –	● –
	114,3	2,6	102,0	○ –	● –	○ –	● –
	114,3	3,0	102,0	○ –	● –	○ –	● –
	114,3	3,6	102,0	– –	– ▼	– –	– ▼
	114,3	5,0	102,0	– –	– ▽	– –	– ▽
	114,3	6,3	102,0	– –	– ▽	– –	– ▽
125	129,0	2,0	125,0	○ –	○ –	○ –	● –
	133,0	3,0	125,0	○ –	○ –	○ –	○ –
	133,0	4,0	125,0	– ▽	– ▽	– ▽	– ▽
	139,7	3,0	125,0	○ –	● –	○ –	● –
	139,7	4,0	125,0	– –	– ▽	– –	– ▽
150	154,0	2,0	150,0	○ –	○ –	○ –	○ –
	159,0	3,0	159,0	○ –	○ –	○ –	○ –
	168,3	3,0	152,0	○ –	● –	○ –	● –
	168,3	4,5	152,0	– –	– ▽	– –	– ▽
	168,3	6,3	152,0	– –	– ▽	– –	– ▽
200	204,0	2,0	200,0	○ –	○ –	○ –	○ –
	206,0	3,0	200,0	○ –	○ –	○ –	○ –
	219,1	2,0	203,0	○ –	○ –	○ –	○ –
	219,1	3,0	203,0	○ –	● –	○ –	● –
	219,1	4,0	203,0	○ –	○ –	○ –	○ –
	219,1	6,3	203,0	– –	– ▽	– –	– ▽
250	254,0	2,0	250,0	○ –	○ –	○ –	○ –
	273,0	3,0	254,0	○ –	● –	○ –	● –
	273,0	4,0	254,0	○ –	○ –	○ –	○ –
	273,0	6,3	254,0	– –	– ▽	– –	– ▽
300	305,0	2,5	300,0	○ –	○ –	○ –	○ –
	306,0	3,0	300,0	○ –	○ –	○ –	○ –
	323,9	3,0	305,0	○ –	● –	○ –	● –
	323,9	4,0	305,0	○ –	○ –	○ –	○ –
350	355,6	3,0	356,0	○ –	● –	○ –	● –
	355,6	4,0	356,0	○ –	○ –	○ –	○ –
400	406,4	3,0	406,0	○ –	○ –	○ –	○ –
	406,4	4,0	406,0	○ –	○ –	○ –	○ –
450	457,2	3,0	457,0	○ –	○ –	○ –	○ –
	457,2	4,0	357,0	○ –	○ –	○ –	○ –
500	508,0	3,0	508,0	○ –	○ –	○ –	○ –
	508,0	4,0	508,0	○ –	○ –	○ –	○ –
	508,0	5,0	508,0	○ –	○ –	○ –	○ –
600	609,6	4,0	610,0	○ –	○ –	○ –	○ –
	609,6	5,0	610,0	○ –	○ –	○ –	○ –
700	711,2	4,0	711,0	○ –	○ –	○ –	○ –
	711,2	5,0	711,0	○ –	○ –	○ –	○ –
800	812,8	5,0	813,0	○ –	○ –	○ –	○ –
	812,8	6,0	813,0	○ –	○ –	○ –	○ –

● welded – on stock ○ welded – on request ▼ seamless – on stock ▽ seamless – on request



stainless steel

Bends
Type 5D

Short name	Description
B5.	90°, welded, r = 2,5 x D EN 10253-4
NBB5	90°, seamless, r = 2,5 x D EN 10253-4

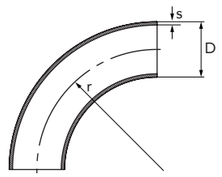

DN	D	s	r	1.4307	1.4404	1.4571
10	17,2	1,6	43,0	– –	– ▼	– –
15	18,0	1,5	49,0	– –	– ▼	– ▽
	20,0	1,5	50,0	– –	– ▼	– –
	21,3	1,6	45,0	● –	● –	– –
	21,3	2,0	45,0	● ▽	● ▽	● ▽
	21,3	2,6	45,0	– –	○ ▽	○ ▽
	21,3	3,2	43,0	– ▽	– –	– ▽
20	23,0	1,5	55,0	○ –	● –	○ –
	25,0	1,5	55,0	– –	– ▼	– –
	26,9	1,6	58,0	● –	● –	– –
	26,9	2,0	58,0	● –	● –	● –
	26,9	2,6	58,0	– –	– ▼	– ▼
25	28,0	1,5	65,0	● –	● –	– –
	30,0	2,0	69,0	● –	● –	– –
	33,7	2,0	73,0	● –	● –	● –
	33,7	2,6	73,0	○ ▽	○ ▽	○ ▽
	33,7	3,6	73,0	– ▽	– ▽	– ▼
32	35,0	2,0	75,0	– ▽	– ▼	– ▽
	38,0	2,0	85,0	– –	– ▼	– –
	40,0	2,0	95,0	● –	● –	○ –
	42,4	2,0	93,0	● –	● ▼	● –
	42,4	2,6	93,0	– –	– –	○ –
	42,4	3,2	93,0	– –	– ▼	– ▽
40	43,0	1,5	120,0	○ –	○ –	– –
	44,5	2,0	100,0	● –	● –	– –
	48,3	2,0	108,0	● –	● –	● –
	48,3	2,6	108,0	○ –	○ –	○ –
	48,3	3,2	108,0	– –	– ▼	– –
	48,3	3,6	108,0	– –	– –	– ▼
50	53,0	1,5	150,0	○ –	○ –	– –
	54,0	2,0	122,0	● –	● –	– –
	57,0	2,9	127,5	– –	– –	– ▽
	60,3	2,0	135,0	● –	● –	● –
	60,3	2,6	135,0	– –	● –	– –
	60,3	2,9	135,0	– –	– –	○ ▽
	60,3	3,6	135,0	– –	– ▼	– ▽
65	70,0	2,0	160,0	● –	● –	– –
	76,1	2,0	175,0	● –	● –	● –
	76,1	2,3	175,0	– –	● –	– –
	76,1	2,6	175,0	– –	● –	– –
	76,1	2,9	175,0	– –	● –	– –
80	84,0	2,0	200,0	● –	● –	○ –
	88,9	2,0	205,0	● –	● –	● –
	88,9	2,3	205,0	– –	● –	– –
	88,9	2,6	205,0	– –	● –	– –
	88,9	2,9	205,0	– –	– –	● –
	88,9	3,2	205,0	– –	– –	– ▼
100	104,0	2,0	250,0	● ▽	● ▽	○ ▽
	108,0	2,0	252,0	○ ▽	○ ▽	○ ▽
	114,3	2,0	270,0	● ▽	● ▽	○ ▽
	114,3	2,6	270,0	○ ▽	○ ▽	● ▽
	114,3	2,9	270,0	○ ▽	○ ▽	○ ▽
	114,3	3,6	270,0	○ ▽	○ ▽	○ ▽
125	129,0	2,0	312,5	● –	● –	● –
	139,7	2,0	330,0	○ –	○ –	○ –
	139,7	2,6	330,0	● –	● –	● –
	139,7	3,0	330,0	○ –	○ –	○ –
	139,7	4,0	330,0	○ –	○ –	○ –
150	154,0	2,0	375,0	● –	● –	● –
	168,3	2,0	390,0	○ –	● –	○ –
	168,3	2,6	390,0	● –	● –	● –
	168,3	3,0	390,0	○ –	○ –	● –
	168,3	4,0	390,0	○ –	○ –	○ –
200	204,0	2,0	500,0	● –	● –	– –
	219,0	3,0	510,0	● –	● –	● –
	219,0	4,0	510,0	○ –	○ –	○ –
250	254,0	2,0	580,0	○ –	○ –	– –
	273,0	3,0	625,0	○ –	○ –	● –
300	273,0	4,0	625,0	○ –	○ –	○ –
	323,9	3,0	775,0	○ –	○ –	● –
350	323,9	4,0	775,0	○ –	○ –	○ –
	355,6	3,0	850,0	○ –	○ –	○ –
400	355,6	4,0	850,0	○ –	○ –	○ –
	406,4	3,0	970,0	○ –	○ –	○ –
450	406,4	4,0	970,0	○ –	○ –	○ –
	457,2	3,0	1122,0	○ –	○ –	○ –
	457,2	4,0	1122,0	○ –	○ –	○ –
	457,2	5,0	1122,0	○ –	○ –	○ –

● welded – on stock ○ welded – on request ▼ seamless – on stock ▽ seamless – on request

Branch bend



Short name	Description
EB.	DIN 2619

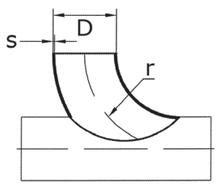

DN	D	s	r	1.4307	1.4404	1.4571
10	17,2	1,6	23,0	○	○	○
	17,2	2,0	23,0	○	○	○
15	20,0	2,0	25,0	○	○	○
	21,3	1,6	26,0	○	○	○
	21,3	2,0	26,0	○	○	○
	21,3	2,6	26,0	○	○	○
20	26,9	2,0	29,0	○	○	○
	26,9	2,6	29,0	○	○	○
25	28,0	1,5	31,5	○	○	○
	33,7	2,0	38,0	●	○	●
	33,7	2,6	38,0	○	○	○
32	35,0	2,0	45,0	○	○	○
	38,0	2,0	45,0	○	○	○
	40,0	1,5	45,0	○	○	○
	40,0	2,0	45,0	○	○	○
	42,4	2,0	48,0	○	○	●
	42,4	2,6	48,0	○	○	○
	43,0	1,5	48,0	○	○	○
40	44,5	2,0	51,0	○	○	○
	48,3	2,0	57,0	○	○	●
	48,3	2,6	57,0	○	○	○
	48,3	3,0	57,0	○	○	○
	48,3	3,2	57,0	○	○	○
50	54,0	2,0	70,0	○	○	○
	60,3	2,0	76,0	●	○	●
	60,3	2,6	76,0	○	○	○
	60,3	2,9	76,0	○	○	○
	60,3	3,6	76,0	○	○	○
	60,3	4,0	76,0	○	○	○
65	70,0	2,0	92,0	○	○	○
	76,1	2,0	95,0	●	○	●
	76,1	2,6	95,0	○	○	○
	76,1	2,9	95,0	○	○	○
80	84,0	2,0	105,0	○	○	○
	88,9	2,0	115,0	○	○	●
	88,9	2,3	115,0	○	○	○
	88,9	2,6	115,0	○	○	○
	88,9	2,9	115,0	○	○	○
	88,9	3,2	115,0	○	○	○
100	101,6	2,0	133,0	○	○	○
	104,0	2,0	150,0	○	○	○
	108,0	2,0	142,5	○	○	○
	108,0	3,0	142,5	○	○	○
	108,0	4,0	142,5	○	○	○
	114,3	2,0	153,0	○	○	●
	114,3	2,6	153,0	○	○	●
	114,3	2,9	153,0	○	○	○
	114,3	3,6	153,0	○	○	○
125	129,0	2,0	188,0	○	○	○
	133,0	3,0	181,0	○	○	○
	139,7	2,0	191,0	○	○	○
	139,7	2,6	191,0	○	○	○
	139,7	3,0	191,0	○	○	○
	139,7	4,0	191,0	○	○	○
150	154,0	2,0	225,0	○	○	○
	159,0	3,0	216,0	○	○	○
	168,3	2,0	228,0	○	○	○
	168,3	2,6	228,0	○	○	○
	168,3	3,0	228,0	○	○	○
	168,3	4,0	228,0	○	○	○
200	204,0	2,0	300,0	○	○	○
	219,1	2,0	305,0	○	○	○
	219,1	2,6	305,0	○	○	○
	219,1	3,0	305,0	○	○	○
	219,1	4,0	305,0	○	○	○
	219,1	5,0	305,0	○	○	○
250	254,0	2,0	375,0	○	○	○
	256,0	3,0	375,0	○	○	○
	273,0	3,0	381,0	○	○	○
	273,0	4,0	381,0	○	○	○
	273,0	5,0	381,0	○	○	○
300	304,0	2,0	450,0	○	○	○
	306,0	3,0	450,0	○	○	○
	323,9	3,0	457,0	○	○	○
	323,9	4,0	457,0	○	○	○
350	355,6	3,0	534,0	○	○	○
	355,6	4,0	534,0	○	○	○
	355,6	5,0	534,0	○	○	○
400	406,4	3,0	610,0	○	○	○
	406,4	4,0	610,0	○	○	○
500	508,0	4,0	762,0	○	○	○
	508,0	5,0	762,0	○	○	○
600	610,0	5,0	914,0	○	○	○

Also available for larger outer diameters.

● welded – on stock ○ welded – on request

stainless steel

T-bends



Short name	Description
TB.	welded from one pipe bend 90° Type 3D

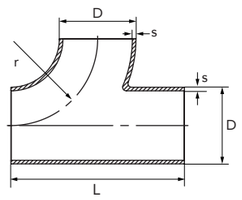

DN	D	s	l	L	r	1.4307	1.4541	1.4404	1.4571
20	26,9	2,0	29,0	58	29,0	○	○	○	○
	26,9	2,6	29,0	58	29,0	○	○	○	○
25	33,7	2,0	38,0	76	38,0	○	○	○	●
	33,7	2,6	38,0	76	38,0	○	○	○	○
	33,7	3,2	38,0	76	38,0	○	○	○	○
32	42,4	2,0	48,0	96	48,0	○	○	○	●
	42,4	2,6	48,0	96	48,0	○	○	○	○
	42,4	3,2	48,0	96	48,0	○	○	○	○
40	44,5	2,0	51,0	102	51,0	○	○	○	○
	48,3	2,0	57,0	114	57,0	○	○	○	●
	48,3	2,6	57,0	114	57,0	○	○	○	○
	48,3	3,2	57,0	114	57,0	○	○	○	○
50	54,0	2,0	76,0	140	76,0	○	○	○	○
	60,3	2,0	76,0	152	76,0	●	○	○	●
	60,3	2,6	76,0	152	76,0	○	○	○	○
	60,3	3,6	76,0	152	76,0	○	○	○	○
65	76,1	2,0	95,0	190	95,0	●	○	○	●
	76,1	2,6	95,0	190	95,0	○	○	○	○
80	84,0	2,0	115,0	230	115,0	○	○	○	○
	88,9	2,0	115,0	230	115,0	●	○	○	●
	88,9	2,6	115,0	230	115,0	○	○	○	○
	88,9	3,2	115,0	230	115,0	○	○	○	○
100	101,6	2,0	152,0	304	133,0	○	○	○	○
	104,0	2,0	150,0	300	150,0	○	○	○	○
	114,3	2,0	152,0	305	152,5	●	○	○	○
	114,3	2,6	152,5	305	152,5	○	○	○	●
	114,3	2,9	152,2	305	152,5	○	○	○	○
	114,3	3,6	152,5	305	152,5	○	○	○	○
125	129,0	2,0	188,0	376	188,0	○	○	○	○
	139,7	2,0	190,5	381	190,5	●	○	○	●
	139,7	2,6	190,5	381	190,5	○	○	○	●
	139,7	3,0	190,5	381	190,5	○	○	○	○
150	154,0	2,0	225,0	450	225,0	○	○	○	○
	159,0	2,0	225,0	450	225,0	○	○	○	○
	168,3	2,0	229,0	458	229,0	●	○	○	○
	168,3	2,6	229,0	458	229,0	○	○	○	○
	168,3	3,0	229,0	458	229,0	○	○	○	○
	168,3	4,0	229,0	458	229,0	○	○	○	○
200	204,0	2,0	300,0	600	300,0	○	○	○	○
	206,0	3,0	300,0	600	300,0	○	○	○	○
	219,1	2,0	305,0	610	305,0	○	○	○	○
	219,1	2,6	305,0	610	305,0	○	○	○	○
	219,1	3,0	305,0	610	305,0	○	○	○	○
250	254,0	2,0	357,0	750	375,0	○	○	○	○
	256,0	3,0	375,0	750	375,0	○	○	○	○
	273,0	3,0	381,0	762	381,0	○	○	○	○
300	323,9	3,0	457,0	914	457,0	○	○	○	○
350	355,6	3,0	534,0	1068	534,0	○	○	○	○
400	406,4	3,0	610,0	1220	610,0	○	○	○	○



● welded – on stock ○ welded – on request

T-piece, identical branch



Short name	Description
TR.	welded, design A EN 10253-4
NT.	seamless, design A EN 10253-4

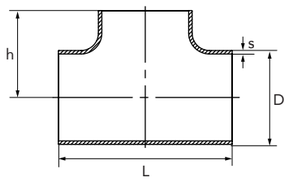

DN	D	s	L	l	h	1.4307	1.4541	1.4404	1.4571
10	13,5	1,6	36	25	18	– –	– –	● –	– –
	17,2	1,6	40	20	20	– –	– –	● –	– –
	17,2	2,3	40	20	20	– –	– ▼	– –	– ▼
15	20,0	2,0	40	20	20	– –	– –	– –	● –
	21,3	2,0	50	25	25	● –	○ ▼	○ –	● ▼
	21,3	2,6	50	25	25	○ –	○ ▼	○ –	○ ▼
	21,3	2,9	50	25	25	– –	– ▼	– –	– ▼
	21,3	4,0	50	25	25	○ ▽	○ ▽	○ ▽	○ ▽
20	25,0	2,0	48	24	24	– –	– –	– –	● –
	26,9	2,0	58	29	29	● –	○ ▼	○ –	● ▼
	26,9	2,3	58	29	29	– –	– ▽	– ▽	– ▽
	26,9	2,6	58	29	29	○ –	○ ▽	○ –	● ▽
	26,9	2,9	58	29	29	– –	– ▼	– –	– ▼
	26,9	3,2	58	29	29	– –	– ▽	– –	– ▽
	26,9	4,0	58	29	29	– –	– ▽	– –	– ▽
25	28,0	1,5	64	32	38	○ –	– –	● –	– –
	30,0	2,0	60	30	30	○ –	– –	– –	● –
	33,7	2,0	76	38	38	● –	● ▽	○ –	● ▼
	33,7	2,6	76	38	38	○ –	○ ▼	○ –	● ▼
	33,7	2,9	76	38	38	– –	– ▽	– –	– ▼
	33,7	3,6	76	38	38	– –	– ▽	– –	○ ▼
	33,7	4,5	76	38	38	– –	– ▽	– –	– ▽
32	35,0	2,0	80	48	40	○ –	– –	● –	– –
	38,0	2,0	96	48	48	○ –	– –	● –	– –
	42,4	2,0	96	48	48	● –	● ▼	○ –	● ▼
	42,4	2,6	96	48	48	○ –	○ ▼	○ –	● ▼
	42,4	2,9	96	48	48	– –	– ▽	– –	– ▽
	42,4	3,6	96	48	48	– –	– ▽	– –	– ▼
	42,4	5,0	96	48	48	– –	– ▽	– –	– ▽
40	44,5	2,0	80	40	40	– –	– –	– –	● –
	48,3	2,0	114	57	57	● –	○ ▼	○ –	● ▼
	48,3	2,6	114	57	57	○ –	○ ▼	○ –	● ▼
	48,3	3,6	114	57	57	– –	– ▼	– –	– ▼
	48,3	5,0	114	57	57	– –	– ▽	– –	– ▽
50	54,0	2,0	100	50	50	– –	– –	– –	● –
	60,3	2,0	128	64	64	○ –	● ▼	○ –	● ▼
	60,3	2,6	128	64	64	● –	○ ▽	○ –	● ▽
	60,3	2,9	128	64	64	○ –	○ ▼	○ –	● ▼
	60,3	4,5	128	64	64	– –	– ▽	– –	– ▽
	60,3	5,6	128	64	64	– –	– ▽	– –	– ▽
65	69,0	2,0	152	76	76	– –	– –	● –	– –
	70,0	2,0	140	70	70	– –	– –	– –	● –
	76,1	2,0	152	76	76	● –	– –	– –	● –
	76,1	2,3	152	76	76	○ –	○ ▽	○ –	○ ▽
	76,1	2,6	152	76	76	○ –	○ ▽	○ –	● ▽
	76,1	2,9	152	76	76	○ –	○ ▼	○ –	● ▼
	76,1	3,2	152	76	76	– –	– ▽	– –	○ ▽
	76,1	5,6	152	76	76	– –	– ▽	– –	○ ▽
80	84,0	2,0	160	80	80	– –	– –	– –	● –
	88,9	2,0	172	86	86	● –	○ –	○ –	● –
	88,9	2,6	172	86	86	○ –	○ ▽	○ –	● ▽
	88,9	3,0	172	86	86	– ▽	● ▽	– ▽	○ ▽
	88,9	3,2	172	86	86	– –	– ▼	– –	– ▼
	88,9	5,6	172	86	86	– –	– ▽	– –	– ▽
100	104,0	2,0	200	100	100	– –	– –	– –	● –
	108,0	3,0	200	100	100	– –	– –	– –	● ▽
	114,3	2,0	210	105	105	● –	● –	○ –	○ –
	114,3	2,6	210	105	105	● –	● –	○ –	● –
	114,3	2,9	210	105	105	○ –	● –	○ –	● –
	114,3	3,6	210	105	105	– –	– ▼	– –	– ▼
	114,3	6,3	210	105	105	– –	– ▽	– –	– ▽
125	129,0	2,0	230	115	115	– –	– –	● –	– –
	139,7	2,0	248	124	124	○ –	– –	– –	○ –
	139,7	2,6	248	124	124	● –	○ –	○ –	● –
	139,7	3,0	248	124	124	– –	● ▽	○ –	● ▽
	139,7	4,0	248	124	124	– –	○ ▼	○ –	○ –
	139,7	6,3	248	124	124	– –	– ▽	– –	– ▽
150	156,0	3,0	270	135	135	– –	– –	● –	– –
	168,3	2,6	286	143	143	● –	○ –	○ –	● –
	168,3	3,0	286	143	143	● –	○ –	○ –	● –
	168,3	4,5	286	143	143	– –	○ –	– –	● ▼
	168,3	7,1	286	143	143	– –	– ▽	– –	– ▽
200	206,0	3,0	340	178	178	– –	– –	● –	– –
	219,1	3,0	356	178	178	● –	● –	○ –	● –
	219,1	4,0	356	178	178	– –	○ ▼	– –	● ▼
	219,1	6,3	356	178	178	– –	– ▽	– –	● ▽
	219,1	8,0	356	178	178	– –	– ▽	– –	– ▽
250	256,0	3,0	432	216	216	– –	– –	○ –	– –
	273,0	3,0	432	216	216	○ –	● –	○ –	● –
	273,0	4,0	432	216	216	○ –	○ ▽	– –	○ ▽
	273,0	6,3	432	216	216	– –	– ▽	– –	– ▽
300	306,0	3,0	508	254	254	○ –	○ –	○ –	○ –
	323,9	3,0	508	254	254	○ –	○ –	○ –	○ –
	323,9	4,0	508	254	254	○ –	○ ▽	○ –	○ ▽
	323,9	7,1	508	254	254	– –	– ▽	– –	– ▽

● welded – on stock ○ welded – on request ▼ seamless – on stock ▽ seamless – on request



stainless steel

T-piece, welded branch



Short name	Description
TREA	DIN EN 10253-3

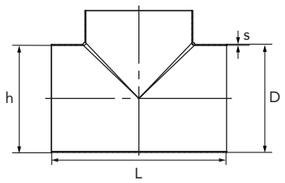

DN	D	s	L	l	h	1.4307	1.4404	1.4571
200	219,1	2,0	356	178	178	●	○	●
	219,1	2,5	356	178	178	○	○	○
	219,1	3,0	356	178	178	○	○	○
	219,1	4,0	356	178	178	○	○	○
	219,1	5,0	356	178	178	○	○	○
250	256,0	3,0	432	216	216	○	○	●
250	273,0	2,5	432	216	216	○	○	○
	273,0	3,0	432	216	216	●	○	●
	273,0	4,0	432	216	216	●	○	●
	273,0	5,0	432	216	216	○	○	○
300	306,0	3,0	508	254	254	●	○	●
	323,9	2,5	508	254	254	○	○	○
	323,9	3,0	508	254	254	●	○	●
	323,9	4,0	508	254	254	●	○	●
	323,9	5,0	508	254	254	○	○	○
350	355,6	3,0	560	280	280	●	○	●
	355,6	4,0	560	280	280	●	○	●
	355,6	5,0	560	280	280	○	○	○
400	406,4	2,0	610	305	280	○	○	○
	406,4	3,0	610	305	305	●	○	●
	406,4	4,0	610	305	305	●	○	●
	406,4	5,0	610	305	305	○	○	○
	406,4	6,0	610	305	305	○	○	○
450	457,2	3,0	686	343	343	○	○	○
	457,2	4,0	686	343	343	○	○	○
500	508,0	3,0	762	381	381	○	○	○
	508,0	4,0	762	381	381	○	○	○
	508,0	5,0	762	381	381	○	○	○
600	609,6	3,0	864	432	432	○	○	○
	609,6	4,0	864	432	432	○	○	○
	609,6	5,0	864	432	432	○	○	○
700	711,2	3,0	1042	521	521	○	○	○
	711,2	4,0	1042	521	521	○	○	○
	711,2	5,0	1042	521	521	○	○	○

● welded – on stock ○ welded – on request

T-piece, medium length branch



Short name	Description
TR.M	continuous constant wall thickness especially suitable for automatic and orbital welding

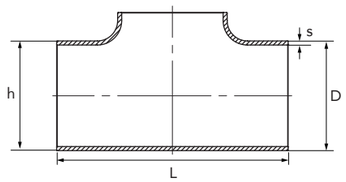

DN	D	s	L	h	1.4307	1.4404
	13,5	1,6	51	12	○	○
	13,5	2,3	51	12	○	○
10	17,2	1,6	51	15	○	○
	17,2	2,3	51	15	○	○
15	21,3	1,6	51	18	○	○
	21,3	2,0	51	18	○	○
	21,3	2,6	51	18	○	○
20	23,0	1,5	51	19	○	○
	25,0	1,5	57	20	○	○
	25,0	2,0	57	20	○	●
	26,9	1,6	57	22	○	○
	26,9	2,0	57	22	○	●
	26,9	2,6	57	22	○	○
25	28,0	1,5	57	24	○	●
	30,0	2,0	76	19	○	○
	33,0	1,5	76	19	○	○
	33,7	2,0	76	26	○	●
	33,7	2,6	76	24	○	○
	33,7	3,2	76	24	○	○
32	38,0	1,5	95	29	○	●
	38,0	2,0	95	29	○	○
	42,4	2,0	95	33	○	●
	42,4	2,6	95	33	○	○
	42,4	3,2	95	33	○	○
40	43,0	1,5	95	32	○	○
	44,5	2,0	95	34	○	○
	48,3	2,0	114	37	○	●
	48,3	2,6	114	36	○	○
	48,3	3,2	114	36	○	○
50	51,0	1,5	114	38	○	○
	53,0	1,5	114	38	○	○
	54,0	2,0	114	41	○	○

DN	D	s	L	h	1.4307	1.4404
50	60,3	2,0	127	44	○	●
	60,3	2,6	127	44	○	○
	60,3	3,0	127	44	○	○
	60,3	3,6	127	32	○	○
	63,5	1,5	127	45	○	○
65	70,0	2,0	140	50	○	●
	73,0	1,5	152	50	○	○
	76,1	2,0	152	53	○	●
	76,1	3,6	152	53	○	○
80	84,0	2,0	171	58	○	●
	88,9	2,0	171	60	○	●
	88,9	3,0	171	60	○	○
	88,9	4,0	171	46	○	○
100	101,6	2,0	190	53	○	○
	104,0	2,0	210	58	○	●
	114,3	2,0	210	67	○	●
	114,3	3,0	210	67	○	○
125	129,0	2,0	248	74	○	●
	139,7	2,0	248	81	○	●
	139,7	3,0	248	81	○	●
150	154,0	2,0	286	88	○	●
	168,3	2,0	286	96	○	●
	168,3	3,0	286	96	○	○
200	204,0	2,0	356	114	○	●
	219,1	2,0	356	120	○	○
	219,1	3,0	356	120	○	●
250	254,0	2,0	432	137	○	●

● welded – on stock ○ welded – on request

stainless steel

Y-bend

Short name	Description
HB.	made from two bends 90° type 3

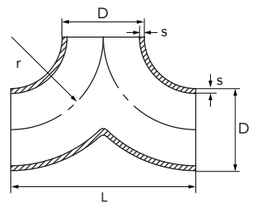

DN	D	s	r	l	1.4307	1.4404	1.4571
20	26,9	2,0	29,0	29	○	○	○
25	33,7	2,0	38,0	38	●	○	○
32	42,4	2,0	48,0	48	●	○	○
	42,4	2,6	48,0	48	○	○	○
40	48,3	2,0	57,0	57	●	○	○
	48,3	2,6	57,0	57	○	○	○
50	60,3	2,0	76,0	76	●	○	●
	60,3	2,6	76,0	76	○	○	○
	60,3	2,9	76,0	76	○	○	○
	60,3	3,6	76,0	76	○	○	○
65	76,1	2,0	95,0	95	●	○	○
	76,1	2,6	95,0	95	○	○	○
80	88,9	2,0	115,0	115	●	○	●
	88,9	2,6	115,0	115	○	○	○
	88,9	3,2	115,0	115	○	○	○
100	114,3	2,0	153,0	153	●	○	●
	114,3	2,6	153,0	153	○	○	○
	114,3	2,9	153,0	153	○	○	○
	114,3	3,6	153,0	153	○	○	○
125	139,7	2,0	191,0	191	○	○	○
	139,7	2,6	191,0	191	○	○	○
	139,7	3,0	191,0	191	○	○	○
150	168,3	2,0	228,0	228	○	○	○
	168,3	2,6	228,0	228	○	○	○
	168,3	3,0	228,0	228	○	○	○
200	219,1	2,0	305,0	305	○	○	○
	219,1	3,0	305,0	305	○	○	○
	219,1	4,0	305,0	305	○	○	○
250	273,0	3,0	381,0	381	○	○	○
	273,0	4,0	381,0	381	○	○	○
300	323,9	3,0	457,0	457	○	○	○
	323,9	4,0	457,0	457	○	○	○

Y-piece

Short name	Description
YS.S	Y-piece with weld-on ends

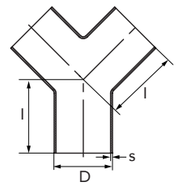

DN	D	s	l	1.4307	1.4404	1.4571
20	26,9	2,0	29	○	○	○
25	33,7	2,0	38	○	○	○
	33,7	3,0	38	○	○	○
32	42,4	2,0	48	○	○	○
	42,4	2,6	48	○	○	○
40	48,3	2,0	57	○	○	○
	48,3	2,6	57	○	○	○
50	60,3	2,0	64	○	○	○
	60,3	2,6	64	○	○	○
	60,3	3,0	64	○	○	○
65	76,1	2,0	76	○	○	○
	76,1	2,6	76	○	○	○
	76,1	3,0	76	○	○	○
80	88,9	2,0	86	○	○	○
	88,9	2,6	86	○	○	○
	88,9	3,0	86	○	○	○
100	114,3	2,0	105	○	○	○
	114,3	2,6	105	○	○	○
	114,3	3,0	105	○	○	○
125	139,7	2,0	124	○	○	○
	139,7	2,6	124	○	○	○
	139,7	3,0	124	○	○	○
150	168,3	2,6	143	○	○	○
	168,3	3,0	143	○	○	○
200	219,1	3,0	178	○	○	○
	219,1	4,0	178	○	○	○
250	273,0	3,0	216	○	○	○
	273,0	4,0	216	○	○	○
300	323,9	3,0	254	○	○	○
	323,9	4,0	254	○	○	○
350	355,6	3,0	279	○	○	○
	355,6	4,0	279	○	○	○

● welded – on stock ○ welded – on request

T-piece reduced, welded



Short name	Description
RT.	EN 10253-4/A
RTNL	EN 10253-4/A

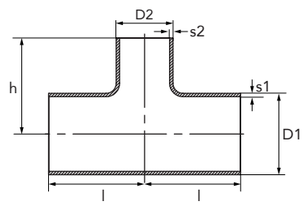

DN	D1	D2	s1	s2	L	l	h	1.4541	1.4571
20	26,9	21,3	2,0	2,0	58	29,0	29,0	○ –	● ▽
	26,9	21,3	2,3	2,0	58	29,0	29,0	– ▽	– ▼
	26,9	21,3	2,6	2,3	58	29,0	29,0	– ▽	– ▽
25	33,7	21,3	2,0	2,0	76	38,0	38,0	○ –	● –
	33,7	21,3	2,6	2,0	76	38,0	38,0	– ▼	– ▼
	33,7	26,9	2,0	2,0	76	38,0	38,0	○ –	● –
	33,7	26,9	2,6	2,3	76	38,0	38,0	– ▼	– ▼
32	42,4	21,3	2,0	2,0	96	48,0	48,0	○ –	● –
	42,4	21,3	2,6	2,0	96	57,0	48,0	– ▼	– ▼
	42,4	26,9	2,0	2,0	96	48,0	48,0	○ –	● –
	42,4	26,9	2,6	2,3	96	48,0	48,0	– ▼	– ▼
	42,4	33,7	2,0	2,0	96	48,0	48,0	○ –	● –
	42,4	33,7	2,6	2,6	96	48,0	48,0	– ▼	– ▼
40	48,3	21,3	2,0	2,0	114	57,0	57,0	○ –	● –
	48,3	21,3	2,6	2,0	114	57,0	57,0	– ▽	– ▼
	48,3	26,9	2,0	2,0	114	57,0	57,0	– ▽	● –
	48,3	26,9	2,6	2,3	114	57,0	57,0	– ▽	○ ▼
	48,3	33,7	2,0	2,0	114	57,0	57,0	○ –	● –
	48,3	33,7	2,6	2,6	114	57,0	57,0	– ▼	– ▼
	48,3	42,4	2,0	2,0	114	57,0	57,0	○ –	● –
	48,3	42,4	2,6	2,6	114	57,0	57,0	– ▼	– ▼
50	60,3	21,3	2,0	2,0	128	64,0	44,0	○ –	● –
	60,3	26,9	2,0	2,0	128	64,0	44,0	○ –	● –
	60,3	26,9	2,9	2,6	128	64,0	44,0	– ▼	– ▼
	60,3	33,7	2,0	2,0	128	64,0	51,0	○ ▽	● –
	60,3	33,7	2,9	2,6	128	64,0	51,0	– ▼	– ▼
	60,3	42,4	2,0	2,0	128	64,0	57,0	○ –	● –
	60,3	42,4	2,9	2,6	128	64,0	57,0	– ▼	– ▼
	60,3	48,3	2,0	2,0	128	64,0	60,0	○ –	● –
	60,3	48,3	2,9	2,6	128	64,0	60,0	– ▼	– ▼
65	76,1	33,7	2,3	2,0	152	76,0	57,0	● –	● –
	76,1	33,7	2,9	2,6	152	76,0	57,0	– ▽	– ▽

DN	D	D2	s	s2	L	l	h	1.4541	1.4571
65	76,1	42,4	2,3	2,0	152	76,0	64,0	○ –	● –
	76,1	42,4	2,9	2,6	152	76,0	64,0	– ▼	– ▼
	76,1	48,3	2,3	2,0	152	76,0	67,0	○ –	● –
	76,1	48,3	2,9	2,6	152	76,0	67,0	– ▼	– ▼
	76,1	60,3	2,3	2,0	152	76,0	70,0	○ –	● –
	76,1	60,3	2,9	2,9	152	76,0	70,0	– ▼	– ▼
80	88,9	33,7	2,6	2,0	172	86,0	67,0	○ –	● –
	88,9	42,4	2,6	2,0	172	86,0	70,0	○ –	● –
	88,9	42,4	3,2	2,6	172	86,0	70,0	– ▼	– ▼
	88,9	48,3	2,6	2,0	172	86,0	73,0	○ –	● –
	88,9	48,3	3,2	2,6	172	86,0	73,0	– ▼	– ▼
	88,9	60,3	2,6	2,0	172	86,0	76,0	○ –	● –
	88,9	60,3	3,2	2,9	172	86,0	76,0	– ▼	– ▼
	88,9	76,1	2,6	2,3	172	86,0	83,0	○ –	● –
	88,9	76,1	3,2	2,9	172	86,0	83,0	– ▼	– ▼
100	114,3	48,3	2,6	2,0	210	105,0	86,0	○ –	● –
	114,3	48,3	3,6	2,6	210	105,0	86,0	– ▼	– ▼
	114,3	60,3	2,6	2,0	210	105,0	89,0	○ –	● –
	114,3	60,3	3,6	2,9	210	105,0	89,0	– ▼	– ▼
	114,3	76,1	2,6	2,3	210	105,0	98,0	○ –	● –
	114,3	76,1	3,6	2,9	210	105,0	95,0	– ▼	– ▼
	114,3	88,9	2,6	2,6	210	105,0	98,0	○ –	● –
	114,3	88,9	3,6	3,2	210	105,0	98,0	– ▼	– ▼
125	139,7	60,3	2,6	2,0	248	124,0	105,0	○ –	● –
	139,7	60,3	4,0	2,9	248	124,0	105,0	– ▽	– ▽
	139,7	76,1	2,6	2,3	248	124,0	108,0	○ –	● –
	139,7	76,1	4,0	2,9	248	124,0	108,0	– ▼	– ▽
	139,7	88,9	2,6	2,6	248	124,0	111,0	○ –	● –
	139,7	88,9	4,0	3,2	248	124,0	111,0	– ▽	– ▽
	139,7	114,3	3,0	2,6	248	124,0	117,0	○ –	● –
	139,7	114,3	4,0	3,6	248	124,0	117,0	– ▽	– ▽
150	168,3	60,3	2,9	2,6	286	143,0	114,0	○ –	● –
	168,3	76,1	3,0	2,6	286	143,0	120,0	○ –	● –
	168,3	76,1	4,5	2,9	286	143,0	120,0	– ▽	– ▽
	168,3	88,9	3,0	2,6	286	143,0	124,0	○ –	● –
	168,3	88,9	4,5	3,2	286	143,0	124,0	○ ▽	– ▽
	168,3	88,9	7,1	5,6	286	143,0	124,0	– ▽	– ▽
	168,3	114,3	2,6	2,6	286	143,0	130,0	○ –	● –
	168,3	114,3	4,5	3,6	286	143,0	130,0	– ▽	– ▽
	168,3	139,7	3,0	2,6	286	143,0	124,0	○ –	● –
	168,3	139,7	4,5	4,0	286	143,0	137,0	– ▽	– ▽
200	219,1	114,3	3,0	2,6	356	178,0	156,0	○ –	○ –
	219,1	114,3	6,3	3,6	356	178,0	156,0	– ▽	– ▽
	219,1	139,7	3,2	2,9	356	178,0	162,0	○ –	○ –
	219,1	139,7	6,3	4,0	356	178,0	162,0	– ▽	– ▽
	219,1	168,3	3,2	2,9	356	178,0	168,0	○ –	○ –
	219,1	168,3	6,3	4,5	356	178,0	168,0	– ▽	– ▽
250	273,0	114,3	6,3	3,6	432	216,0	184,0	– ▽	– ▽
	273,0	168,3	6,3	4,5	432	216,0	194,0	– ▽	– ▽
	273,0	219,1	6,3	6,3	432	216,0	203,0	– ▽	– ▽
300	323,9	168,3	7,1	4,5	508	254,0	219,0	– ▽	– ▽
	323,9	219,1	7,1	6,3	508	254,0	229,0	– ▽	– ▽
	323,9	273,0	7,1	6,3	508	254,0	241,0	– ▽	– ▽

● welded – on stock ○ welded – on request ▼ seamless – on stock ▽ seamless – on request

stainless steel

T-piece reduced with welded branch



Short name	Description
RTEA	EN 10253-3

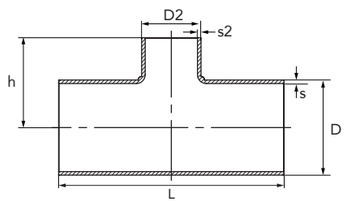

D	D2	s	s2	L	l	h	1.4307	1.4571
168,3	33,7	2,0 – 4,0 on stock (s = 3,0)		286	143	105	○	○
168,3	42,4			286	243	115	○	○
168,3	48,3			286	143	117	○	○
168,3	48,3			286	143	130	○	○
168,3	60,3			286	143	118	○	○
168,3	76,1			286	143	121	○	○
168,3	88,9			286	143	130	○	○
168,3	114,3			286	143	130	○	○
168,3	139,7			286	143	137	○	○
219,1	48,3	2,0 – 4,0 on stock (s = 3,0)		356	178	143	○	○
219,1	60,3			356	178	143	○	○
219,1	76,1			356	178	148	○	○
219,1	88,9			356	178	152	●	●
219,1	114,3			356	178	156	●	●
219,1	139,7			356	178	162	●	●
219,1	168,3			356	178	168	●	●
273,0	60,3			432	216	184	○	○
273,0	76,1			432	216	174	○	○
273,0	88,9			432	216	178	○	○
273,0	114,3			432	216	184	●	●
273,0	139,7			432	216	191	●	●
273,0	168,3			432	216	194	●	●
273,0	219,1			432	216	203	●	●
323,9	88,9			508	254	216	○	○
323,9	114,3			508	254	210	○	○
323,9	139,7			508	254	216	○	○
323,9	168,3			508	254	210	●	●
323,9	219,1			508	254	229	●	●
323,9	273,0			508	254	241	●	●
355,6	168,3			558	279	238	●	●
355,6	219,1			558	279	248	●	●
355,6	273,0			558	279	257	●	●

D	D2	s	s2	L	l	h	1.4307	1.4571
355,6	323,9	3,0 – 5,0 on stock (s = 3,0)		558	279	270	○	○
406,4	114,3			610	305	251	○	○
406,4	139,7			610	305	257	○	○
406,4	168,3			610	305	262	●	●
406,4	219,1			610	305	273	●	●
406,4	273,0			610	305	283	●	●
406,4	323,9			610	305	295	●	●
406,4	355,6			610	305	305	○	○
457,2	273,0	2,0 – 5,0 on stock (s = 3,0)		686	343	305	○	○
457,2	323,9			686	343	321	○	○
508,0	219,1			762	381	323	○	○
508,0	273,0			762	381	334	○	○
508,0	323,9			762	381	346	○	○
508,0	355,6			762	381	356	○	○
508,0	406,4			762	381	356	○	○
609,6	355,6			864	432	406	○	○
609,6	406,4			864	432	406	○	○
609,6	508,0			864	432	432	○	○



● welded – on stock ○ welded – on request

stainless steel

Branch saddles

Short name	Description
SA.	DIN 2618

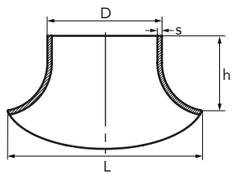

DN	D	s	h	L	1.4307	1.4571
15	21,3	2,0	30	35	○	●
	21,3	2,6	30	35	○	○
20	26,9	2,0	30	45	○	○
	26,9	2,6	30	45	○	●
25	33,7	2,6	30	55	○	●
32	42,4	2,6	35	70	○	●
40	48,3	2,6	40	85	○	●
50	54,0	2,0	45	95	○	●
	57,0	2,6	40	100	○	●
	60,3	2,9	45	100	○	●
65	70,0	2,0	50	120	○	○
	76,1	2,9	50	130	○	●
80	84,0	2,0	60	150	○	○
	85,0	2,0	60	150	○	○
	88,9	2,0	60	155	○	○
	88,9	2,6	60	155	○	○
	88,9	3,2	60	155	○	●
100	104,0	2,0	70	180	○	○
	108,0	3,0	65	190	○	●
	114,3	3,0	65	195	○	●
125	129,0	2,0	83	178	○	○
	139,7	3,0	85	245	○	●
150	154,0	2,0	100	270	○	○
	159,0	3,2	100	275	○	○
	168,3	3,0	100	290	○	●
200	219,1	3,0	135	375	○	●

Also available for larger outer diameters

Branch saddles with straight outputs



Short name	Description
SABL	made of sheet, with straight outputs, similar to DIN 2618

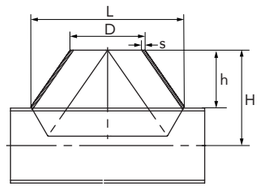

DN	D	s	L	h	1.4307	1.4571
200	204,0	2,0	375	135	○	○
	206,0	3,0	375	135	○	○
	219,1	3,0	375	135	○	○
	219,1	4,0	375	135	○	○
250	254,0	2,0	440	165	○	○
	256,0	3,0	440	165	○	○
	273,0	3,0	480	180	○	●
	273,0	4,0	480	180	○	○
	273,0	5,0	480	180	○	○
300	304,0	2,0	525	195	○	○
	306,0	3,0	525	195	○	○
	323,9	3,0	560	205	○	●
	323,9	4,0	560	205	○	○
	323,9	5,0	560	205	○	○
350	355,6	3,0	615	230	○	○
	355,6	4,0	615	230	○	○
	355,6	5,0	615	230	○	○
400	406,4	3,0	700	260	○	○
	406,4	4,0	700	260	○	○
	406,4	5,0	700	260	○	○
450	456,0	3,0	790	295	○	○
	457,2	4,0	790	295	○	○
	457,2	5,0	790	295	○	○
500	506,0	3,0	875	325	○	○
	508,0	4,0	875	325	○	○
	508,0	5,0	875	325	○	○
600	608,0	4,0	1050	390	○	○
	609,0	5,0	1050	390	○	○
	609,6	6,0	1050	390	○	○

● welded – on stock ○ welded – on request

T-piece 45°



Short name	Description
TR45	T-piece 45° with welded branch

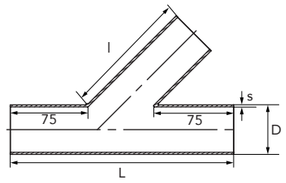

DN	D	s	l	L2	1.4307	1.4571
25	33,7	2,0	198	109	○	●
32	42,4	2,0	210	117	○	●
40	48,3	2,0	218	123	○	●
50	60,3	2,0	235	135	○	●
65	76,1	2,0	258	151	○	●
80	88,9	2,0	276	164	○	●
	88,9	3,0	276	164	○	○
100	114,3	2,0	312	189	○	○
	114,3	2,6	312	189	○	●
	114,3	3,0	312	189	○	○
125	139,7	2,6	348	215	○	○
	139,7	3,0	348	215	○	○
150	168,3	2,0	388	243	○	○
	168,3	2,6	388	243	○	○
	168,3	3,0	388	243	○	○
200	219,1	2,0	460	294	○	○
	219,1	3,0	460	294	○	○
250	273,0	3,0	536	348	○	○
300	323,9	3,0	608	399	○	○
400	406,4	3,0	725	481	○	○

T-piece 30°



Short name	Description
TR30	T-piece 30° with welded branch

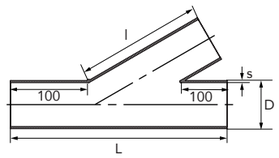

DN	D	s	L	l	1.4307	1.4571
25	33,7	2,0	267	158	○	○
32	42,4	2,0	285	173	○	○
40	48,3	2,0	297	184	○	○
50	60,3	2,0	321	204	○	○
65	76,1	2,0	352	232	○	○
80	88,9	2,0	378	254	○	○
	88,9	3,0	378	254	○	○
100	114,3	2,0	429	298	○	○
	114,3	2,6	429	298	○	○
	114,3	3,0	429	298	○	○
125	139,7	2,6	479	342	○	○
	139,7	3,0	479	342	○	○
150	168,3	2,0	537	391	○	○
	168,3	2,6	537	391	○	○
	168,3	3,0	537	391	○	○
200	219,1	2,0	638	479	○	○
	219,1	3,0	638	479	○	○
250	273,0	3,0	746	573	○	○
300	323,9	3,0	848	661	○	○
400	406,4	3,0	1013	804	○	○

● welded – on stock ○ welded – on request

stainless steel

Reducer concentric

Short name	Description
RK.	welded EN 10253-4/A
NK.	seamless EN 10253-4/A

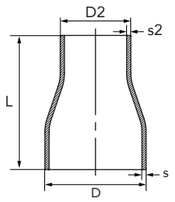

DN	D	D2	s	s2	L	1.4307	1.4541	1.4404	1.4571
10	17,2	13,5	2,0	1,6	38	○ –	○ ▽	○ –	● ▽
15	21,3	13,5	2,0	1,8	38	– –	– –	○ –	● –
	21,3	17,2	2,0	1,8	38	○ –	○ ▽	○ –	● ▽
	21,3	17,2	3,2	2,9	38	– –	– ▽	– –	– ▽
20	26,9	17,2	2,0	1,8	38	○ –	○ –	○ –	● –
	26,9	17,2	2,3	1,8	38	– –	– ▽	– –	– ▽
	26,9	17,2	3,2	2,9	38	– –	– ▽	– –	– ▽
	26,9	21,3	2,0	2,0	38	○ –	○ –	● –	● –
	26,9	21,3	2,3	2,0	38	– –	– ▽	– –	– ▼
	26,9	21,3	3,2	3,2	38	– –	– ▽	– –	– ▽
	26,9	21,3	4,0	4,0	38	– –	– ▽	– –	– ▽
25	33,7	17,2	2,0	1,8	50	○ –	○ ▽	○ –	● ▽
	33,7	21,3	2,0	2,0	50	● –	○ ▽	● –	● ▼
	33,7	21,3	2,6	2,0	50	– –	– ▼	– –	– ▼
	33,7	21,3	3,2	3,2	50	– –	– ▽	– –	– ▽
	33,7	21,3	4,0	4,0	50	– –	– ▽	– –	– ▽
	33,7	26,9	2,0	2,0	50	● –	○ –	● –	● –
	33,7	26,9	2,6	2,3	50	– –	– ▼	– –	– ▼
	33,7	26,9	3,2	3,2	50	– –	– ▽	– –	– ▽
	33,7	26,9	4,0	4,0	50	– –	– ▽	– –	– ▽
32	42,4	21,3	2,0	2,0	50	– –	○ –	● –	● ▽
	42,4	21,3	2,6	2,0	50	– –	– ▼	– –	– ▼
	42,4	21,3	3,6	3,2	50	– –	– ▽	– –	– ▽
	42,4	21,3	4,0	4,0	50	– –	– –	– –	– ▽
	42,4	26,9	2,0	2,0	50	● –	○ –	● –	● ▽
	42,4	26,9	2,6	2,3	50	– –	– ▽	– –	– ▼
	42,4	26,9	3,6	3,2	50	– –	– ▽	– –	– ▽
	42,4	26,9	4,0	4,0	50	– –	– ▽	– –	– ▽
32	42,4	33,7	2,0	2,0	50	● –	○ ▽	● –	● ▼
	42,4	33,7	2,6	2,6	50	– –	– ▽	– –	– ▼
	42,4	33,7	3,6	3,6	50	– –	– ▽	– –	– ▽
	42,4	33,7	4,0	4,0	50	– –	– ▽	– –	– ▽

DN	D	D2	s	s2	L	1.4307	1.4541	1.4404	1.4571
40	48,3	21,3	2,0	2,0	64	● –	○ ▽	○ –	● ▽
	48,3	21,3	2,6	2,0	64	– –	– ▽	– –	– ▼
	48,3	21,3	4,0	3,2	64	– –	– ▽	– –	– ▽
	48,3	26,9	2,0	2,0	64	– –	○ ▽	● –	● ▼
	48,3	26,9	2,6	2,3	64	– –	– ▽	– –	○ ▼
	48,3	26,9	4,0	3,2	64	– –	– ▽	– –	– ▽
	48,3	26,9	5,0	4,0	64	– –	– ▽	– –	– ▽
	48,3	33,7	2,0	2,0	64	● –	○ ▽	● –	● ▽
	48,3	33,7	2,6	2,6	64	– –	○ ▼	– –	○ ▼
	48,3	33,7	4,0	3,2	64	– –	– ▽	– –	– ▽
	48,3	33,7	5,0	4,0	64	– –	– ▽	– –	– ▽
	48,3	42,4	2,0	2,0	64	○ –	● ▽	● –	● ▽
	48,3	42,4	2,6	2,6	64	– –	○ ▼	– –	● ▼
	48,3	42,4	4,0	3,6	64	– –	– ▽	– –	– ▽
	48,3	42,4	5,0	4,0	64	– –	– ▽	– –	– ▽
50	60,3	21,3	2,0	2,0	76	○ –	○ ▽	○ –	● ▽
	60,3	26,9	2,0	2,0	76	○ –	○ ▽	○ –	● ▽
	60,3	33,7	2,0	2,0	76	● –	○ ▽	● –	● ▽
	60,3	33,7	2,9	2,6	76	– –	○ ▼	– –	● ▼
	60,3	33,7	4,5	3,2	76	– –	– ▽	– –	– ▽
	60,3	33,7	5,6	4,5	76	– –	– ▽	– –	– ▽
	60,3	42,4	2,0	2,0	76	● –	○ ▽	● –	● ▽
	60,3	42,4	2,9	2,6	76	– –	○ ▼	– –	● ▼
	60,3	42,4	4,5	3,6	76	– –	– ▽	– –	– ▽
	60,3	42,4	5,6	4,0	76	– –	– ▽	– –	– ▽
	60,3	48,3	2,0	2,0	76	● –	○ ▽	● –	● ▽
	60,3	48,3	2,9	2,6	76	– –	● ▼	– –	● ▼
	60,3	48,3	4,5	4,0	76	– –	– ▽	– –	– ▽
	60,3	48,3	5,6	5,0	76	– –	– ▽	– –	– ▽
65	76,1	33,7	2,3	2,0	90	– –	○ –	– –	● –
	76,1	33,7	2,9	2,6	90	– –	– ▽	– –	– ▽
	76,1	42,4	2,3	2,0	90	● –	○ ▽	● –	● ▽
	76,1	42,4	2,9	2,6	90	– –	– ▼	– –	● ▼
	76,1	42,4	5,0	3,6	90	– –	– ▽	– –	– ▽
	76,1	42,4	7,1	4,0	90	– –	– ▽	– –	– ▽
	76,1	48,3	2,3	2,0	90	● –	● ▽	● –	● ▽
	76,1	48,3	2,9	2,6	90	– –	○ ▼	– –	● ▼
	76,1	48,3	5,0	4,0	90	– –	– ▽	– –	– ▽
	76,1	48,3	7,1	5,0	90	– –	– ▽	– –	– ▽
	76,1	60,3	2,3	2,0	90	● –	○ ▼	● –	● ▽
	76,1	60,3	2,9	2,9	90	– –	○ ▼	– –	● ▼
	76,1	60,3	5,0	4,5	90	– –	– ▽	– –	– ▽
	76,1	60,3	7,1	5,6	90	– –	– ▽	– –	– ▽
80	88,9	33,7	2,3	2,0	90	– –	– –	– –	● ▽
	88,9	42,4	2,3	2,0	90	○ –	– ▽	– –	● ▽
	88,9	42,4	3,2	2,6	90	– –	– ▼	– –	○ ▼
	88,9	42,4	5,6	3,6	90	– –	– ▽	– –	– ▽
	88,9	42,4	8,0	4,0	90	– –	– ▽	– –	– ▽
	88,9	48,3	2,3	2,0	90	● –	● ▽	● –	● ▽
	88,9	48,3	3,2	2,6	90	– –	– ▼	– –	○ ▼
	88,9	48,3	5,6	4,0	90	– –	– ▽	– –	– ▽
	88,9	48,3	8,0	5,0	90	– –	– ▽	– –	– ▽
	88,9	60,3	2,3	2,0	90	● –	○ ▽	● –	● ▼
	88,9	60,3	3,2	2,9	90	– –	○ ▼	– –	● ▼

● welded – on stock ○ welded – on request ▼ seamless – on stock ▽ seamless – on request

DN	D	D2	s	s2	L	1.4307	1.4541	1.4404	1.4571
80	88,9	60,3	5,6	4,5	90	– –	– ▽	– –	– ▽
	88,9	60,3	8,0	5,6	90	– –	– ▽	– –	– ▽
	88,9	76,1	2,3	2,0	90	● –	– ▽	● –	● ▽
	88,9	76,1	3,2	2,9	90	– –	○ ▼	– –	● ▼
	88,9	76,1	5,6	5,0	90	– –	– ▽	– –	– ▽
	88,9	76,1	8,0	7,1	90	– –	– ▽	– –	– ▽
100	114,3	48,3	2,6	2,0	100	– –	○ ▽	– –	● ▽
	114,3	48,3	3,6	2,6	100	– –	– ▽	– –	– ▽
	114,3	48,3	3,6	2,9	100	– –	– ▽	– –	– ▽
	114,3	48,3	6,3	4,0	100	– –	– ▽	– –	– ▽
	114,3	60,3	2,6	2,0	100	● –	● ▽	● –	● ▽
	114,3	60,3	3,6	2,9	100	– –	○ ▼	– –	● ▼
	114,3	60,3	6,3	4,5	100	– –	– ▽	– –	– ▼
	114,3	60,3	8,8	5,6	100	– –	– ▽	– –	– ▽
	114,3	76,1	2,6	2,3	100	● –	● ▽	● –	● ▽
	114,3	76,1	3,6	2,9	100	– –	○ ▼	– –	● ▼
	114,3	76,1	6,3	5,0	100	– –	– ▽	– –	– ▽
	114,3	76,1	8,8	7,1	100	– –	– ▽	– –	– ▽
	114,3	88,9	2,6	2,3	100	● –	● ▽	● –	● ▽
	114,3	88,9	3,6	3,2	100	– –	● ▼	– –	● ▼
	114,3	88,9	6,3	5,6	100	– –	– ▽	– –	– ▽
	114,3	88,9	8,8	8,0	100	– –	– ▽	– –	– ▼
125	139,7	60,3	2,6	2,0	127	– –	– –	– –	● ▽
	139,7	76,1	2,6	2,3	127	● –	○ ▽	○ –	● ▽
	139,7	76,1	4,0	2,9	127	– –	– ▼	– –	– ▼
	139,7	76,1	6,3	5,6	127	– –	– ▽	– –	– ▽
	139,7	76,1	10,0	7,1	127	– –	– ▽	– –	– ▽
	139,7	88,9	2,6	2,3	127	● –	○ ▽	● –	● ▽
	139,7	88,9	4,0	3,2	127	– –	○ ▼	– –	– –
	139,7	88,9	6,3	5,6	127	– –	– ▽	– –	– ▽
	139,7	114,3	2,6	2,6	127	● –	○ ▼	● –	● ▼
	139,7	114,3	4,0	3,6	127	– –	– ▼	– –	– ▼
	139,7	114,3	6,3	5,6	127	– –	– ▽	– –	– ▽
150	168,3	60,3	2,9	2,0	140	– –	– –	– –	● –
	168,3	60,3	4,5	2,9	140	– –	– ▼	– –	– ▼
	168,3	76,1	2,9	2,3	140	– –	– –	– –	● –
	168,3	76,1	4,5	2,9	140	– –	– ▼	○ –	– ▼
	168,3	76,1	7,1	5,0	140	– –	– ▽	– –	– ▽
	168,3	88,9	2,9	2,3	140	● –	○ ▽	● –	● ▽
	168,3	88,9	4,5	3,2	140	– –	– ▼	– –	– ▼
	168,3	88,9	7,1	5,6	140	– –	– ▽	– –	– ▽
	168,3	114,3	2,9	2,6	140	● –	○ ▽	● –	● ▽
	168,3	114,3	4,5	3,6	140	– –	– ▼	– –	– ▼
	168,3	114,3	7,1	6,3	140	– –	– ▽	– –	– ▽
	168,3	114,3	11,0	8,8	140	– –	– ▽	– –	– ▽
	168,3	139,7	2,9	2,6	140	● –	○ ▽	● –	● ▽
	168,3	139,7	4,5	4,0	140	– –	– ▼	– –	– ▼
	168,3	139,7	7,1	6,3	140	– –	– ▽	– –	– ▽
200	219,1	88,9	6,3	3,2	178	– –	– ▽	– –	– ▽
	219,1	114,3	2,9	2,6	152	● –	○ –	○ –	● –
	219,1	114,3	6,3	3,6	152	– –	– ▽	– –	– ▽
	219,1	114,3	8,0	6,3	152	– –	– ▽	– –	– ▽
	219,1	139,7	2,9	2,6	152	● –	○ ▼	● –	● –
	219,1	139,7	6,3	4,0	152	– –	– ▽	– –	– ▼

DN	D	D2	s	s2	L	1.4307	1.4541	1.4404	1.4571
	219,1	168,3	2,9	2,6	152	● –	○ –	● –	● –
	219,1	168,3	6,3	4,5	152	– –	– ▼	– –	– ▼
	219,1	168,3	8,0	7,1	152	– –	– ▽	– –	– ▽
	219,1	168,3	12,5	11,0	152	– –	– ▽	– –	– ▽
250	273,0	114,3	6,3	3,6	178	– –	– ▽	– –	– ▽
	273,0	139,7	6,3	4,0	178	– –	– ▽	– –	– ▽
	273,0	168,3	2,9	2,6	178	○ –	○ –	○ –	○ –
	273,0	168,3	6,3	4,5	178	– –	– ▽	– –	– ▽
	273,0	219,1	5,0	4,5	178	○ –	○ –	○ –	○ –
	273,0	219,1	6,3	6,3	178	– –	– ▽	– –	– ▽
	273,0	219,1	8,8	8,0	178	– –	– ▽	– –	– ▽
300	323,9	168,3	7,1	4,5	203	– –	– ▽	– –	– ▽
	323,9	219,1	7,1	6,3	203	– –	– ▼	– –	– ▼
	323,9	273,0	2,9	2,9	203	○ –	○ –	○ –	○ –
	323,9	273,0	7,1	6,3	203	– –	– ▽	– –	– ▽

● welded – on stock ○ welded – on request ▼ seamless – on stock ▽ seamless – on request

Reducer concentric

Short name	Description
RKOZ	welded, without cyl.ends length acc. to DIN 2616

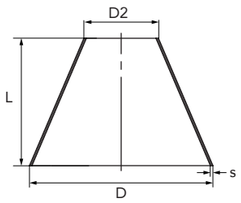

DN	D	D2	s	L	1.4307	1.4404	1.4571
200	219,1	88,9	3,0	152	●	○	●
	219,1	88,9	4,0	152	○	○	○
	219,1	114,3	3,0	152	●	○	●
	219,1	114,3	4,0	152	○	○	○
	219,1	139,7	3,0	152	○	○	○
	219,1	139,7	4,0	152	○	○	○
	219,1	168,3	3,0	152	○	○	○
250	273,0	114,3	3,0	178	○	○	○
	273,0	114,3	4,0	178	○	○	○
	273,0	139,7	3,0	178	○	○	○
	273,0	139,7	4,0	178	○	○	○
	273,0	168,3	3,0	178	●	●	●
	273,0	168,3	4,0	178	○	○	○
	273,0	219,1	3,0	178	●	●	●
	273,0	219,1	4,0	178	○	○	○
300	323,9	139,7	3,0	203	○	○	○
	323,9	139,7	4,0	203	○	○	○
	323,9	168,3	3,0	203	●	○	●
	323,9	168,3	4,0	203	○	○	○
	323,9	219,1	3,0	203	●	●	●
	323,9	219,1	4,0	203	○	○	○
	323,9	273,0	3,0	203	●	●	●
	323,9	273,0	4,0	203	○	○	○
350	355,6	219,1	3,0	330	●	○	●
	355,6	219,1	4,0	330	○	○	○
	355,6	273,0	3,0	330	●	○	●
	355,6	273,0	4,0	330	●	○	○
	355,6	323,9	3,0	330	●	○	●
	355,6	323,9	4,0	330	○	○	○
400	406,4	219,1	3,0	356	●	○	●
	406,4	219,1	4,0	356	○	○	○
	406,4	273,0	3,0	356	●	○	●
400	406,4	273,0	4,0	356	○	○	○
	406,4	323,9	3,0	356	●	○	●
	406,4	323,9	4,0	356	○	○	○
	406,4	329,0	3,0	356	○	○	○
	406,4	355,6	3,0	356	●	○	●
	406,4	355,6	4,0	356	○	○	○
450	457,2	219,1	3,0	381	○	○	○
	457,2	219,1	4,0	381	○	○	○
	457,2	273,0	3,0	381	○	○	○
	457,2	273,0	4,0	381	○	○	○
	457,2	323,9	3,0	381	○	○	○
	457,2	323,9	4,0	381	○	○	○
	457,2	355,6	3,0	381	○	○	○
	457,2	355,6	4,0	381	○	○	○
	457,2	406,4	3,0	381	○	○	○
	457,2	406,4	4,0	381	○	○	○
500	508,0	219,1	3,0	508	○	○	○
	508,0	219,1	4,0	508	○	○	○
	508,0	273,0	3,0	508	○	○	○
	508,0	273,0	4,0	508	○	○	○
	508,0	323,9	3,0	508	●	○	●
	508,0	323,9	4,0	508	○	○	○
	508,0	355,6	3,0	508	●	○	●
	508,0	355,6	4,0	508	○	○	○
	508,0	406,4	3,0	508	●	○	●
	508,0	406,4	4,0	508	○	○	○
	508,0	457,2	3,0	508	○	○	○
	508,0	457,2	4,0	508	○	○	○
600	609,6	273,0	3,0	508	○	○	○
	609,6	273,0	4,0	508	○	○	○
	609,6	323,9	3,0	508	○	○	○
	609,6	323,9	4,0	508	○	○	○
	609,6	355,6	3,0	508	○	○	○
	609,6	355,6	4,0	508	○	○	○
	609,6	406,4	3,0	508	○	○	○
	609,6	406,4	4,0	508	○	○	○
	609,6	457,2	3,0	508	○	○	○
	609,6	457,2	4,0	508	○	○	○
	609,6	508,0	3,0	508	○	○	○
	609,6	508,0	4,0	508	○	○	○
700	711,2	406,4	3,0	610	○	○	○
	711,2	406,4	4,0	610	○	○	○
	711,2	508,0	4,0	610	○	○	○
	711,2	609,6	4,0	610	○	○	○
800	812,8	508,0	4,0	610	○	○	○
	812,8	609,4	4,0	610	○	○	○
	812,8	711,2	4,0	610	○	○	○

● welded – on stock ○ welded – on request



stainless steel

Reducer concentric L = 3 (D-d)

Short name	Description
R3.	welded, length= 3 (D-d)

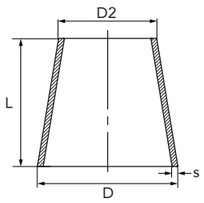

DN	D	D2	s	L	1.4404	1.4571
20	23,0	18,0	1,5	15	○	○
25	29,0	19,0	2,0	30	●	○
	29,0	24,0	2,0	15	●	○
32	36,0	18,0	2,0	54	●	○
	36,0	19,0	2,0	51	○	○
	36,0	24,0	2,0	36	○	○
	36,0	29,0	2,0	21	○	○
40	44,0	24,0	2,0	60	○	○
	44,0	29,0	2,0	45	○	○
	44,0	34,0	2,0	30	○	○
	44,0	36,0	2,0	24	●	○
50	54,0	24,0	2,0	90	○	○
	54,0	29,0	2,0	75	●	○
	54,0	34,0	2,0	60	○	○
	54,0	35,0	2,0	57	○	●
	54,0	36,0	2,0	54	●	○
	54,0	44,0	2,0	30	○	●
65	69,0	34,0	2,0	105	●	○
	69,0	44,0	2,0	75	○	●
	69,0	54,0	2,0	45	○	●
80	84,0	44,0	2,0	120	○	●
	84,0	54,0	2,0	90	○	●
	84,0	64,0	2,0	60	○	○
	84,0	69,0	2,0	45	○	○
	84,0	74,0	2,0	30	○	○
100	104,0	54,0	2,0	150	○	●
	104,0	69,0	2,0	105	○	●
	104,0	84,0	2,0	60	○	●
125	129,0	54,0	2,0	225	●	○
	129,0	69,0	2,0	180	●	○
	129,0	84,0	2,0	135	○	●
	129,0	104,0	2,0	75	○	●

DN	D	D2	s	L	1.4404	1.4571
150	154,0	54,0	2,0	300	○	○
	154,0	69,0	2,0	252	○	○
	154,0	84,0	2,0	210	●	○
	154,0	104,0	2,0	150	○	●
	154,0	129,0	2,0	75	○	●
200	204,0	104,0	2,0	300	●	○
	204,0	129,0	2,0	225	○	●
	204,0	154,0	2,0	150	○	●
250	254,0	104,0	2,0	450	○	○
	254,0	129,0	2,0	375	○	○
	254,0	154,0	2,0	300	●	○
	254,0	204,0	2,0	150	○	●
	256,0	206,0	3,0	150	●	○
300	304,0	154,0	2,0	450	○	○
	304,0	204,0	2,0	300	●	○
	304,0	254,0	2,0	150	●	○
	306,0	206,0	3,0	150	○	○
	306,0	206,0	3,0	300	●	○
	306,0	256,0	3,0	150	●	○
350	356,0	306,0	3,0	150	○	○

● welded – on stock ○ welded – on request

Reducer eccentric

Short name	Description
RE.	welded, eccentric EN 10253-4/A
NE.	seamless, eccentric EN 10253-4/A

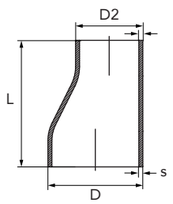

DN	D	D2	s	s2	L	1.4541	1.4571
20	26,9	17,2	1,6	1,6	38	○ ▽	● ▽
	26,9	21,3	2,0	2,0	38	○ –	● –
	26,9	21,3	2,3	2,0	38	– ▽	– ▼
25	33,7	21,3	2,0	2,0	50	○ ▽	● ▽
	33,7	21,3	2,6	2,0	50	– ▽	– ▼
	33,7	26,9	2,0	2,0	50	○ ▽	● ▽
	33,7	26,9	2,6	2,3	50	– ▽	– ▼
32	42,4	21,3	2,0	2,0	50	○ ▽	● ▽
	42,4	21,3	2,6	2,0	50	– ▽	– ▼
	42,4	26,9	2,0	2,0	50	○ ▽	● ▽
	42,4	26,9	2,6	2,3	50	– ▽	○ ▼
	42,4	33,7	2,0	2,0	50	○ ▽	● ▽
	42,4	33,7	2,6	2,6	50	– ▽	– ▼
40	48,3	26,9	2,0	2,0	64	○ ▽	● ▽
	48,3	26,9	2,6	2,3	64	– ▽	– ▼
	48,3	33,7	2,0	2,0	64	○ ▽	● ▽
	48,3	33,7	2,6	2,6	64	– ▽	– ▼
	48,3	42,4	2,0	2,0	64	○ ▽	● ▽
	48,3	42,4	2,6	2,6	64	○ ▽	○ ▼
	48,3	42,4	4,0	3,6	64	– ▽	– ▽
50	60,3	26,9	2,0	2,0	76	○ –	○ –
	60,3	26,9	2,9	2,3	76	– ▽	– ▼
	60,3	33,7	2,0	2,0	76	○ ▽	● ▽
	60,3	33,7	2,9	2,6	76	– ▽	– ▼
	60,3	42,4	2,0	2,0	76	○ ▽	● ▽
	60,3	42,4	2,9	2,6	76	– ▽	– ▼
	60,3	48,3	2,0	2,0	76	○ ▽	● ▽
	60,3	48,3	2,9	2,6	76	– ▽	– ▼
	60,3	48,3	5,6	5,0	76	– ▽	– ▽
65	76,1	33,7	2,3	2,0	90	○ ▽	○ ▽
	76,1	33,7	2,9	2,6	90	– ▽	– ▽
	76,1	42,4	2,3	2,0	90	○ ▽	● ▽
65	76,1	42,4	2,9	2,6	90	– ▽	– ▼
	76,1	48,3	2,3	2,0	90	○ ▽	● ▽
	76,1	48,3	2,9	2,6	90	– ▽	– ▼
	76,1	60,3	2,3	2,0	90	○ ▽	● ▽
	76,1	60,3	2,9	2,9	90	– ▽	– ▼
80	88,9	48,3	2,3	2,0	90	○ ▽	● ▽
	88,9	48,3	3,2	2,6	90	– ▽	– ▼
	88,9	60,3	2,3	2,0	90	○ ▽	● ▽
	88,9	60,3	3,2	2,9	90	– ▽	– ▼
	88,9	76,1	2,3	2,3	90	○ ▽	● ▽
	88,9	76,1	3,2	2,9	90	– ▽	– ▽
100	114,3	48,3	2,6	2,0	100	○ ▽	– ▽
	114,3	48,3	3,6	2,6	100	– ▽	○ ▽
	114,3	48,3	6,3	4,0	100	– ▽	– ▽
	114,3	60,3	2,6	2,0	100	○ ▽	● ▽
	114,3	60,3	3,6	2,9	100	– ▽	– ▼
	114,3	76,1	2,6	2,3	100	○ ▽	● ▽
	114,3	76,1	3,6	2,9	100	– ▽	– ▼
	114,3	76,1	6,3	5,0	100	– ▽	– ▽
	114,3	88,9	2,6	2,3	100	○ ▽	● ▽
	114,3	88,9	3,6	3,2	100	– ▽	– ▼
125	139,7	76,1	2,6	2,3	127	○ –	● –
	139,7	76,1	4,0	2,9	127	– ▽	– ▽
	139,7	88,9	2,9	2,6	127	○ –	● –
	139,7	88,9	4,0	3,2	127	– ▽	– ▼
	139,7	114,3	2,6	2,6	127	○ –	● –
	139,7	114,3	4,0	3,6	127	– ▽	– ▼
150	168,3	88,9	2,6	2,3	140	○ –	● –
	168,3	88,9	4,5	3,2	140	– ▽	– ▼
	168,3	114,3	2,9	2,6	140	○ –	● –
	168,3	114,3	4,5	3,6	140	– ▽	– ▼
	168,3	139,7	2,9	2,9	140	○ –	● –
	168,3	139,7	4,5	4,0	140	– ▽	– ▼
	168,3	139,7	7,1	6,3	140	– ▽	– ▽
200	219,1	114,3	4,5	3,6	152	– ▽	– ▽
	219,1	114,3	6,3	3,6	152	– ▽	– ▽
	219,1	139,7	2,9	2,9	152	○ –	○ –
	219,1	139,7	6,3	4,0	152	– ▽	– ▼
	219,1	168,3	2,9	2,9	152	○ –	● –
	219,1	168,3	6,3	4,5	152	– ▽	– ▼
250	273,0	168,3	6,3	4,5	178	– ▽	– ▽
	273,0	219,1	6,3	6,3	178	– ▽	– ▽

● welded – on stock ○ welded – on request ▼ seamless – on stock ▽ seamless – on request



stainless steel

Reducer eccentric



Short name	Description
REBL	Reducer, eccentric made of sheet length acc. to DIN 2616

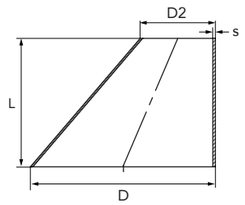

DN	D	D2	s	L	1.4307	1.4404	1.4571
200	219,1	76,1	3,0	152	○	○	○
	219,1	76,1	4,0	152	○	○	○
	219,1	88,9	3,0	152	○	○	○
	219,1	114,3	3,0	152	●	○	●
	219,1	114,3	4,0	152	○	○	○
	219,1	139,7	3,0	152	●	○	●
	219,1	139,7	4,0	152	○	○	○
	219,1	168,3	3,0	152	○	○	○
	219,1	168,3	4,0	152	○	○	○
250	273,0	88,9	3,0	178	○	○	○
	273,0	88,9	4,0	178	○	○	○
	273,0	114,3	3,0	178	○	○	○
	273,0	139,7	3,0	178	○	○	○
	273,0	168,3	3,0	178	●	○	●
	273,0	168,3	4,0	178	○	○	○
	273,0	219,1	3,0	178	●	○	●
	273,0	219,1	4,0	178	○	○	○
300	323,9	114,3	3,0	203	○	○	○
	323,9	139,7	3,0	203	○	○	○
	323,9	139,7	4,0	203	○	○	○
	323,9	168,3	3,0	203	○	○	○
	323,9	168,3	4,0	203	○	○	○
	323,9	219,1	3,0	203	●	○	●
	323,9	219,1	4,0	203	●	○	●
	323,9	273,0	3,0	203	●	○	●
	323,9	273,0	4,0	203	●	○	●
350	355,6	168,3	3,0	330	○	○	○
	355,6	168,3	4,0	330	○	○	○
	355,6	219,1	3,0	330	○	○	○
	355,6	219,1	4,0	330	○	○	○
	355,6	273,0	3,0	330	●	○	●
	355,6	273,0	4,0	330	●	○	●
350	355,6	323,9	3,0	330	●	○	●
	355,6	323,9	4,0	330	●	○	●
400	406,4	168,3	3,0	356	○	○	○
	406,4	168,3	4,0	356	○	○	○
	406,4	219,1	3,0	356	●	○	●
	406,4	219,1	4,0	356	○	○	○
	406,4	273,0	3,0	356	●	○	●
	406,4	273,0	4,0	356	●	○	●
	406,4	323,9	3,0	356	●	○	●
	406,4	323,9	4,0	356	●	○	●
	406,4	355,6	3,0	356	●	○	●
	406,4	355,6	4,0	356	●	○	●
450	457,2	219,1	3,0	381	○	○	○
	457,2	323,9	3,0	381	○	○	○
	457,2	355,6	3,0	381	○	○	○
500	508,0	219,1	4,0	508	○	○	○
	508,0	273,0	3,0	508	○	○	○
	508,0	273,0	4,0	508	○	○	○
	508,0	323,9	3,0	508	●	○	●
	508,0	323,9	4,0	508	●	○	●
	508,0	355,6	3,0	508	●	○	●
	508,0	355,6	4,0	508	●	○	●
	508,0	406,4	3,0	508	●	○	●
	508,0	406,4	4,0	508	●	○	●
	508,0	457,2	3,0	508	○	○	○
	508,0	457,2	4,0	508	○	○	○
600	609,6	219,1	4,0	508	○	○	○
	609,6	273,0	3,0	508	○	○	○
	609,6	323,9	4,0	508	○	○	○
	609,6	355,6	4,0	508	○	○	○
	609,6	406,4	4,0	508	○	○	○
	609,6	457,2	4,0	508	○	○	○
	609,6	508,0	4,0	508	○	○	○
700	711,2	406,4	4,0	610	○	○	○
	711,2	508,0	4,0	610	○	○	○
	711,2	609,6	4,0	610	○	○	○
800	812,8	508,0	4,0	610	○	○	○
	812,8	609,6	4,0	610	○	○	○
	812,8	711,2	4,0	610	○	○	○
900	914,4	508,0	4,0	610	○	○	○
	914,4	602,6	4,0	610	○	○	○
	914,4	711,2	4,0	610	○	○	○
	914,4	812,8	4,0	610	○	○	○
1000	1016,0	508,0	4,0	610	○	○	○
	1016,0	609,6	4,0	610	○	○	○
	1016,0	711,2	4,0	610	○	○	○
	1016,0	812,8	4,0	610	○	○	○
	1016,0	914,4	4,0	610	○	○	○

● welded – on stock ○ welded – on request

Torispherical head



Short name	Description
KB.	Torispherical head DIN 28011

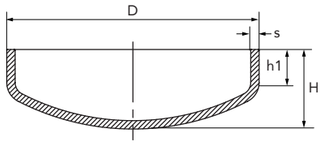

DN	D	s	H	h1	1.4307	1.4404	1.4571
15	18,0	1,5	11,0	9	○	○	○
	19,0	1,5	13,0	9	○	○	○
	21,3	2,0	15,0	10	○	○	●
	21,3	2,5	15,0	10	○	○	○
	21,3	3,0	14,0	8	○	○	○
20	22,0	1,5	12,0	7	○	○	○
	23,0	1,5	13,0	8	○	○	○
	23,0	2,0	13,0	7	○	○	○
	25,0	1,5	12,0	8	○	○	○
	25,0	2,0	15,0	9	○	○	○
	26,9	2,0	16,0	12	○	○	●
	26,9	2,5	18,0	11	○	○	○
	26,9	3,0	18,0	11	○	○	○
25	28,0	1,5	15,0	9	○	○	○
	28,0	2,0	15,0	8	○	○	○
	28,0	2,5	16,0	9	○	○	○
	29,0	1,5	17,0	11	○	○	○
	30,0	2,0	18,0	11	○	○	○
	33,7	2,0	13,0	6	○	○	●
	33,7	2,5	20,0	12	○	○	○
	33,7	3,0	20,0	12	○	○	○
32	35,0	2,0	15,0	7	○	○	○
	36,0	2,0	15,0	7	○	○	○
	38,0	1,5	19,0	12	○	○	○
	38,0	2,0	18,0	11	○	○	●
	40,0	2,0	18,0	9	○	○	●
	41,0	1,5	17,0	8	○	○	○
	42,4	2,0	17,0	10	○	○	●
	42,4	2,5	21,0	11	○	○	○
	42,4	3,0	16,0	9	○	○	○
40	44,5	2,0	15,0	7	○	○	●
	44,5	2,5	21,0	11	○	○	○

DN	D	s	H	h1	1.4307	1.4404	1.4571
40	44,5	3,0	21,0	11	○	○	○
	46,0	3,0	22,0	11	○	○	○
	48,3	2,0	20,0	12	●	○	●
	48,3	2,5	22,0	11	○	○	○
	48,3	3,0	20,0	12	○	○	●
	48,3	4,0	28,0	16	○	○	○
50	50,0	2,0	20,0	9	○	○	○
	51,0	2,0	18,0	9	○	●	●
	52,0	2,0	18,0	7	○	○	○
	53,0	1,5	18,0	7	○	○	○
	54,0	2,0	17,0	7	○	○	●
	56,0	3,0	25,0	13	○	○	○
	57,0	2,0	23,0	11	○	○	○
	57,0	3,0	25,0	12	○	○	○
	60,3	2,0	19,0	8	●	○	●
	60,3	2,5	23,0	10	○	○	○
	60,3	3,0	20,0	10	●	○	●
	60,3	4,0	29,0	15	○	○	○
	60,3	5,0	32,0	18	○	○	○
	63,5	1,5	18,0	5	○	○	○
	63,5	2,0	18,0	5	○	○	○
	64,0	2,0	21,0	8	○	○	○
65	70,0	2,0	20,0	7	○	○	●
	76,1	2,0	26,0	12	●	○	●
	76,1	2,5	25,0	9	○	○	○
	76,1	3,0	27,0	14	●	○	●
80	80,0	2,0	29,0	12	○	○	○
	80,0	3,0	29,0	12	○	○	○
	84,0	2,0	22,0	9	○	○	●
	85,0	2,0	27,0	9	○	○	○
	88,9	2,0	29,0	13	●	○	●
	88,9	2,5	39,0	20	○	○	○
	88,9	3,0	31,0	15	●	○	●
	88,9	4,0	39,0	20	○	○	○
100	101,6	2,0	32,0	13	○	○	●
	101,6	3,0	41,0	20	○	○	○
	104,0	2,0	30,0	11	○	○	●
	106,0	3,0	32,0	13	○	○	●
	108,0	2,0	42,0	20	○	○	●
	108,0	3,0	43,0	20	○	○	○
	114,3	2,0	28,0	7	●	○	●
	114,3	2,5	43,0	20	○	○	○
	114,3	3,0	31,0	10	●	○	●
	114,3	4,0	44,0	20	○	○	○
125	129,0	2,0	34,0	10	○	○	●
	133,0	2,0	47,0	20	○	○	○
	133,0	3,0	49,0	22	○	○	○
	133,0	4,0	51,0	23	○	○	○
	139,7	2,0	35,0	9	●	○	●
	139,7	2,5	48,0	20	○	○	○
	139,7	3,0	49,0	20	●	○	●
	139,7	4,0	50,0	21	○	○	○
150	154,0	2,0	40,0	11	○	○	●
	156,0	3,0	52,0	20	○	○	○

● welded – on stock ○ welded – on request

DN	D	s	H	h1	1.4307	1.4404	1.4571
150	159,0	2,0	52,0	20	○	○	○
	159,0	3,0	54,0	22	○	○	●
	159,0	4,0	54,0	21	○	○	○
	168,3	2,0	54,0	20	●	○	●
	168,3	3,0	54,0	20	●	○	●
	168,3	4,0	55,0	20	○	○	○
175	193,7	2,0	57,0	18	○	○	○
	193,7	3,0	59,0	20	○	○	○
	193,7	4,0	59,0	19	○	○	○
200	204,0	2,0	47,0	8	●	○	●
	206,0	3,0	47,0	21	○	○	●
	219,1	2,0	63,0	20	○	●	○
	219,1	3,0	64,0	20	●	○	●
	219,1	4,0	65,0	20	○	○	○
250	254,0	2,0	70,0	20	○	○	●
	256,0	3,0	71,0	20	○	○	○

DN	D	s	H	h1	1.4307	1.4404	1.4571
	273,0	3,0	74,0	20	●	●	●
	273,0	4,0	75,0	20	○	○	○
	273,0	5,0	75,0	19	○	○	○
300	304,0	2,0	80,0	20	○	○	○
	306,0	3,0	81,0	20	●	○	●
	323,9	3,0	83,0	22	●	○	●
	323,9	4,0	84,0	19	○	○	○
	323,9	5,0	85,0	20	○	○	○
350	355,6	3,0	82,0	11	●	○	●
	355,6	5,0	89,0	17	○	○	○
400	400,0	3,0	99,0	20	○	○	○
	406,4	3,0	100,0	12	●	○	●
450	456,0	3,0	99,0	12	○	○	○
500	506,0	3,0	108,0	11	○	○	○
	508,0	3,0	115,0	15	●	○	●
600	609,6	4,0	135,0	15	○	○	○

Overview: flange-fittings

FF-piece



FFK-piece

N-piece

TT-piece

● welded – on stock ○ welded – on request

stainless steel

Orbital welding bend 90°

Short name	Description
ORBO	Series A: DIN 11852 BL 90°, IIa Series B: from welded tube, EN 10217-7 with machined internal seam

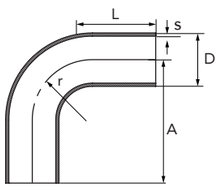

Series A

DN	D	s	r	L	A	1.4307	1.4404
10	13,0	1,5	26,0	25	51,0	○	●
15	19,0	1,5	35,0	25	60,0	○	●
20	23,0	1,5	40,0	25	65,0	○	●
25	29,0	1,5	50,0	40	90,0	○	●
32	35,0	1,5	55,0	40	95,0	○	●
40	41,0	1,5	60,0	40	100,0	○	●
50	53,0	1,5	70,0	40	110,0	○	●
65	70,0	2,0	80,0	40	120,0	○	○
80	85,0	2,0	90,0	55	145,0	○	○
100	104,0	2,0	100,0	55	155,0	○	○
125	129,0	2,0	188,0	58	246,0	○	○
150	154,0	2,0	225,0	100	325,0	○	○

Series B

DN	D	s	r	L	A	1.4307	1.4571
8	13,5	1,6	20,0	25	45,0	○	○
10	17,2	1,6	28,0	25	53,0	○	○
15	21,3	1,6	30,0	25	55,0	○	○
20	26,9	1,6	28,5	40	68,5	○	○
25	33,7	2,0	38,0	40	78,0	○	●
32	42,4	2,0	47,5	40	87,5	○	●
40	48,3	2,0	57,0	40	97,0	○	○
50	60,3	2,0	76,0	40	116,0	○	●
65	76,1	2,0	95,0	55	150,0	○	○
80	88,9	2,0	114,5	55	169,5	○	○
100	114,3	2,0	152,5	55	207,5	○	○
125	139,7	2,6	190,5	55	245,5	○	○
150	168,3	2,6	228,5	55	283,5	○	○

Orbital welding bend 45°

Short name	Description
OR45	Series A: DIN 11852 BL 90°, IIa Series B: from welded tube, EN 10217-7 with machined internal seam

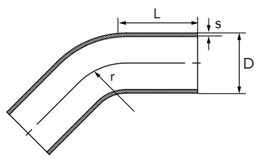

Series A

DN	D	s	r	L	1.4307	1.4404
10	13,0	1,5	26,0	25,0	○	○
15	19,0	1,5	35,0	25,0	○	○
20	23,0	1,5	40,0	25,0	○	○
25	29,0	1,5	50,0	40,0	○	○
32	35,0	1,5	55,0	40,0	○	○
40	41,0	1,5	60,0	40,0	○	○
50	53,0	1,5	70,0	40,0	○	○
65	70,0	2,0	80,0	40,0	○	○
80	85,0	2,0	90,0	55,0	○	○
100	104,0	2,0	100,0	55,0	○	○
125	129,0	2,0	187,5	82,5	○	○

Series B

DN	D	s	r	L	1.4307	1.4571
8	13,5	1,6	20,0	25	○	○
10	17,2	1,6	28,0	25	○	○
15	21,3	1,6	30,0	25	○	●
20	26,9	1,6	28,5	40	○	●
25	33,7	2,0	38,0	40	○	●
32	42,4	2,0	47,5	40	○	●
40	48,3	2,0	57,0	40	○	●
50	60,3	2,0	76,0	40	○	●
65	76,1	2,0	95,0	55	○	○
80	88,9	2,0	114,5	55	○	○
100	114,3	2,0	152,5	55	○	○
125	139,7	2,6	190,5	55	○	○
150	168,3	2,6	228,5	55	○	○

● welded – on stock ○ welded – on request

Reducer concentric orbital

Short name	Description
ORRK	Reducer, concentric for orbital welding

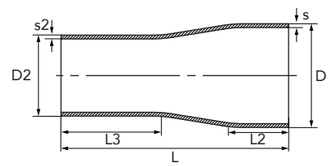

Series A

DN	DN2	D	D2	s	s2	L	1.4307	1.4404
15	10	19	13	1,5	1,5	60	○	●
20	10	23	13	1,5	1,5	60	○	●
	15	23	19	1,5	1,5	60	○	●
25	15	29	19	1,5	1,5	70	○	●
	20	29	23	1,5	1,5	70	○	●
32	15	35	19	1,5	1,5	80	○	●
	20	35	23	1,5	1,5	80	○	●
	25	35	29	1,5	1,5	80	○	●
40	15	41	19	1,5	1,5	90	○	●
	20	41	23	1,5	1,5	90	○	●
	25	41	29	1,5	1,5	90	○	●
	32	41	35	1,5	1,5	90	○	●
50	32	53	35	1,5	1,5	90	○	●
	40	53	41	1,5	1,5	90	○	●

Series B

DN	D	D2	s	s2	L	L2	L3	1.4307	1.4571
20	26,9	21,3	1,6	1,6	86	40	25	○	●
25	33,7	21,3	2,0	1,6	88	40	25	○	●
	33,7	26,9	2,0	1,6	92	40	40	○	●
32	42,4	33,7	2,0	2,0	110	40	40	○	●
40	48,3	33,7	2,0	2,0	110	40	40	○	●
50	60,3	33,7	2,0	2,0	140	40	40	○	○
	60,3	42,4	2,0	2,0	110	40	40	○	●
	60,3	48,3	2,0	2,0	110	40	40	○	●
65	76,1	48,3	2,0	2,0	133	40	40	○	○
	76,1	60,3	2,0	2,0	128	40	40	○	●
100	114,3	88,9	2,0	2,0	140	40	40	○	○

Reducer eccentric orbital

Short name	Description
ORRE	Reducer, eccentric for orbital welding

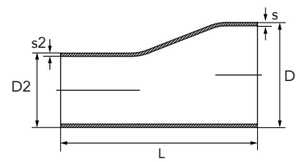

Series A

DN	DN2	D	D2	s	s2	L	1.4307	1.4404
15	10	19	13	1,5	1,5	60	○	○
20	10	23	13	1,5	1,5	60	○	○
	15	23	19	1,5	1,5	60	○	○
25	15	29	19	1,5	1,5	70	○	○
	20	29	23	1,5	1,5	70	○	○
32	15	35	19	1,5	1,5	80	○	○
	20	35	23	1,5	1,5	80	○	○
	25	35	29	1,5	1,5	80	○	○
40	15	41	19	1,5	1,5	90	○	○
	20	41	23	1,5	1,5	90	○	○
	25	41	29	1,5	1,5	90	○	○
	32	41	35	1,5	1,5	90	○	○
50	32	53	35	1,5	1,5	90	○	○
	40	53	41	1,5	1,5	90	○	○

Series B

DN	D	D2	s	s2	L	L2	L3	1.4307	1.4571
20	26,9	21,3	1,6	1,6	86	40	25	○	○
25	33,7	21,3	2,0	1,6	88	40	25	○	○
	33,7	26,9	2,0	1,6	92	40	40	○	○
32	42,4	33,7	2,0	2,0	110	40	40	○	○
40	48,3	33,7	2,0	2,0	110	40	40	○	○
50	60,3	33,7	2,0	2,0	140	40	40	○	○
	60,3	42,4	2,0	2,0	110	40	40	○	○
	60,3	48,3	2,0	2,0	110	40	40	○	○
65	76,1	48,3	2,0	2,0	133	40	40	○	○
	76,1	60,3	2,0	2,0	128	40	40	○	○
100	114,3	88,9	2,0	2,0	140	40	40	○	○

● welded – on stock ○ welded – on request

stainless steel

T-piece orbital



Short name	Description
ORTR	T-piece for orbital welding

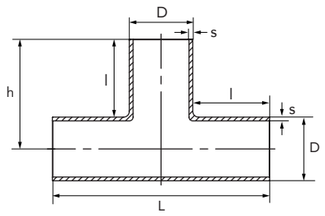

Series A

DN	D	s	L	l	h	1.4307	1.4404
10	13,0	1,5	100	44,5	50	○	●
	15,0	1,5	100	42,5	50	○	●
15	19,0	1,5	100	40,5	50	○	●
20	23,0	1,5	110	41,5	55	○	●
25	29,0	1,5	110	40,5	55	○	●
32	35,0	1,5	120	42,5	60	○	●
40	41,0	1,5	120	40,0	60	○	●
50	53,0	1,5	140	43,5	70	○	●
65	70,0	2,0	160	45,0	80	○	●

Series B

DN	D	s	L	l	h	1.4307	1.4571
15	21,3	1,6	105	42,0	52	○	●
20	26,9	1,6	110	42,0	55	○	●
25	33,7	2,0	115	41,0	58	○	●
32	42,4	2,0	130	44,0	65	○	●
40	48,3	2,0	130	41,0	65	○	●
50	60,3	2,0	180	50,0	90	○	●
65	76,1	2,0	220	72,0	110	○	○
80	88,9	2,0	260	66,0	130	○	○

T-piece reduced orbital



Short name	Description
ORRT	reduced T-piece for orbital welding

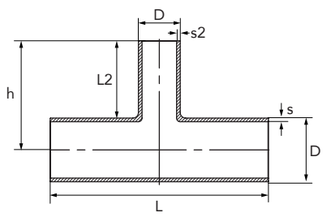

Series A

DN	D	D2	s	s2	L	h	1.4307	1.4404
15	19,0	13,0	1,5	1,5	100	50	○	●
20	23,0	13,0	1,5	1,5	110	55	○	●
	23,0	19,0	1,5	1,5	110	55	○	●
25	29,0	13,0	1,5	1,5	110	55	○	●
	29,0	19,0	1,5	1,5	110	55	○	●
	29,0	23,0	1,5	1,5	110	55	○	●
32	35,0	13,0	1,5	1,5	120	60	○	●
	35,0	19,0	1,5	1,5	120	60	○	●
	35,0	23,0	1,5	1,5	120	60	○	●
	35,0	29,0	1,5	1,5	120	60	○	●
40	41,0	19,0	1,5	1,5	120	60	○	○
	41,0	23,0	1,5	1,5	120	60	○	○
	41,0	29,0	1,5	1,5	120	60	○	○
	41,0	35,0	1,5	1,5	120	60	○	○

Series B

DN	D	D2	s	s2	L	h	1.4307	1.4571
20	26,9	21,3	1,6	1,6	110	55	○	○
25	33,7	21,3	2,0	1,6	115	58	○	○
	33,7	26,9	2,0	1,6	115	58	○	○
32	42,4	21,3	2,0	1,6	130	65	○	○
	42,4	26,9	2,0	1,6	130	65	○	○
	42,4	33,7	2,0	2,0	130	65	○	○
40	48,3	26,9	2,0	1,6	130	65	○	○
	48,3	33,7	2,0	2,0	130	65	○	○
	48,3	42,4	2,0	2,0	130	65	○	○
50	60,3	33,7	2,0	2,0	180	90	○	○
	60,3	42,4	2,0	2,0	180	90	○	○
	60,3	48,3	2,0	2,0	180	90	○	○

● welded – on stock ○ welded – on request

heco gmbh
Am Eisengraben 5
75196 Remchingen
Tel. +49 7232 36 55-0
va@heco.de
www.heco.de

heco gmbh NL Berlin
Köpenicker Straße 19-20
12524 Berlin
Tel. +49 30 68 838 143-0
berlin@heco.de
www.heco.de

heco gmbh NL Frankfurt
Senefelderstraße 1K
63110 Rodgau
Tel. +49 6106 28 522-0
frankfurt@heco.de
www.heco.de

heco Sp. z o. o.
Al. Jerozolimskie 427
05 800 Pruszków
Tel. +48 22 7530 720
heco@heco.pl
www.heco.pl

heco gmbh NL Bielefeld
Opferfeldstraße 29
32130 Enger
Tel. +49 5224 68590-0
bielefeld@heco.de
www.heco.de

heco gmbh NL Nürnberg
Pretzfelder Straße 15
90425 Nürnberg
Tel. +49 911 93 772-0
nuernberg@heco.de
www.heco.de

heco nerez s.r.o.
Technická 15
616 00 Brno
Tel. +420 547 216 198
kontakt@heco-nerez.cz
www.heco-nerez.cz